

Annual Financial Report 2022

Friends Alliance

Friends-International (France, Cambodia, Laos, Thailand)

Mith Samlanh (Cambodia)

Yayasan Teman Baik (Indonesia)

Tha Ngae Chin Myar (Myanmar)

Friends-International Suisse



Table of Contents

	SECTION	PAGE
1	Acronyms	3
2	Organisation Information	4
3	Accounting Framework	5
4	Executive Summary	6
5	2022 Visual Snapshot	7
6	Top 10 Donors	9
8	Consolidated Financial Statements 2022	10
9	Friends Alliance Financials 2022	
	Friends-International Headquarters: France	13
	Friends-International Phnom Penh	14
	Mith Samlanh (Phnom Penh)	20
	Friends-International Siem Reap	26
	Friends-International Laos	32
	Friends-International Thailand	38
	Yayasan Teman Baik (Indonesia)	44
	Tha Ngae Chin Myar (Myanmar)	49
	Friends-International Suisse	53
10	2023 Annual Budget	56

Acronyms

3PC	Partnership Program for the Protection of Children
CS	ChildSafe
CSA	ChildSafe Alliance
CSE	ChildSafe Experience
CSM	ChildSafe Movement
CWAFF	CW Asia Fund Foundation
DIC	Drop-in-Centre
ECPAT	End Child Prostitution and Trafficking
EU	European Union
F3	Friends Futures Factory
FI	Friends-International
G2A	Give2Asia
GFATM	Global Fund Fight Against Aids, Tuberculosis & Malaria
HQ	Headquarters
IEC	Information, Education, Communication (Materials)
MEL	Monitoring, Evaluation & Learning
MS	Mith Samlanh
NCHAD	National Centre for HIV/AIDs, Dermatology, and Sexually Transmitted Diseases
NGO	Non-Governmental Organisation
PPE	Personal Protective Equipment
TNCM	Tha Nga Chin Myar (aka Friends Myanmar)
UNICEF	United Nations Children's Fund
UNODC	United Nations Office on Drugs and Crime
VT	Vocational Training
YTB	Yayasan Teman Baik (aka Friends Indonesia)

Organisation Information (at 31 Dec 2022)

Boards of Directors

Friends-International	Mith Samlanh	Yayasan Teman Baik	Friends-International Suisse	Tha Ngae Chin Myar
Lucile Belleville <i>Chairperson</i>	Reth Vuthy <i>Chairperson</i>	Wilfried Schneider <i>Chairperson</i>	Dr. Philip D. Jaffé <i>Chairperson</i>	Daw Su Su <i>Executive Director</i>
Wilfried Schneider <i>Secretary</i>	Sebastien Marot <i>Treasurer</i>	Michael Gilmore <i>Secretary</i>	Tomás Navarro <i>Secretary</i>	Daw Kay Thew Than <i>Program Advisor</i>
Olivier Farhi <i>Treasurer</i>	Chenda Sophea Chhun <i>Secretary</i>	Vivian Hannah Gee <i>Secretary</i>	Pascal Dubey <i>Treasurer</i>	Daw Khin Hnit Thit Oo <i>Program Director</i>
Olivier Veilhan <i>Member</i>	Tith Davy <i>Member</i>	Leonard Coster <i>Treasurer</i>	Yasmina Wakim <i>Member</i>	U Phyo Min Thant <i>Operation</i>
Chenda Sophea Chhun <i>Member</i>	Map Somaya <i>Non-Voting</i>	Timothee Wagener <i>Member</i>	Sebastien Marot <i>Member</i>	Daw War War Swe <i>Finance</i>

Executive Director of Friends-International / Founder of Friends

Sebastien Marot

Management

Coordinators

Ms. Kanchan Kapoor – Finance, Deputy Director
 Mr. Sebastien Le Mouellic – Saving Lives, Deputy Director
 Ms. Marie Duong – ChildSafe Alliance
 Mr. Marko Ivkovic - Human Resources
 Mr. Vuthy Reth – Safe Migration
 Ms. Ampor Sam-Oeun – Building Futures
 Mr. James Sutherland - Communications
 Mr. Khemreth Vann - ChildSafe Citizens and Agents
 Ms. Phalla Von – Finance Technical

Country Program Directors

Ms. Thin Thin Aung– Tha Ngae Chin Myar, Myanmar
 Mr. Dechorith Chen - Friends Phnom Penh, Cambodia
 Ms. Somaya Map– Mith Samlanh Phnom Penh, Cambodia
 Ms. Ketsone Philaphandet – FI Laos
 Ms. Orawan Saowapat – FI Thailand
 Ms. Valérie Sfeir – FI Suisse
 Mr. Maneth Tho – FI Siem Reap, Cambodia
 Mr. Ari Widodo – Yayasan Teman Baik, Indonesia

Auditors

KPMG Cambodia Ltd • PricewaterhouseCoopers (Laos) Sole Company Ltd • BFA Office Company Ltd (Thailand) • Mazars Indonesia • Win Thin & Associates (Myanmar) • Fidurev SA (Switzerland)

Registered Offices

FI Legal Headquarters: 29 Rue Vaneau 75007, Paris, France
FI Operational Headquarters: #89B, Street 103, PO Box 597, Phnom Penh, Cambodia
Mith Samlanh: #215, Street 13, Phnom Penh, Phnom Penh, Cambodia
FI Siem Reap: House #1188, Group 3, Salakanseng village, (Top Town Road), Siem Reap, Cambodia
FI Laos: Phainam Road, P.O. Box 10688, Vientiane Capital, Lao PDR
FI Thailand: 448 Soi Saen Sabai 8, Phra Khanong, Khlong Toei, Bangkok 10110, Thailand
Yayasan Teman Baik: Jl. Tebet Timur I No.4, Kelurahan Tebet Timur, DKI Jakarta - Indonesia
FI Suisse : Rue Gourgas 3, 1205 Genève, Switzerland
Tha Ngae Chin Myar: No,141, 1st floor, Seikkantha Street, Kyauktada Township, Yangon, Myanmar

Legal Registrations¹

Friends-International: Prefecture de Police, Paris, France. 19 July 1995. N° W751121526
Mith Samlanh: Ministry of Interior, Cambodia. 11 February 2002. N° 172
Yayasan Teman Baik: Ministry of Justice and Human Rights of Indonesia. 26 March 2013. N° AHU-5596.01.04
FI Suisse: Registre du commerce de Genève. 17 June 2009
Tha Ngae Chin Myar: Ministry of Home Affairs. 27 Dec 2019. N° 1 / Internal / 1024

¹ The listed Friends Alliance programs are independent legal entities, founded by Friends-International, and affiliated under the Friends Alliance partnership.

Accounting Framework

Friends adopts the following accounting policies in the preparation of its financial statements.

Basis of Preparation

The financial statements are expressed in the presentational currency - US\$ and are prepared in accordance with a modified cash basis of accounting. Under this basis of accounting, income is recognized when funds are received rather than when they are 'earned' and expenditure is recognized when payments are made rather than when they are incurred, with the exception of FI Suisse and except for the following treatments elsewhere:

- Advances are initially recognized as a current asset in the Statement of Financial Position, until liquidation with supporting documents, at which point they are recognized as expenses in the Income Statement.
- Deposits to suppliers, loans to staff and other advances are recorded as Accounts Receivables in the Statement of Financial Position until these balances are settled.
- Salary tax payable withheld from staff salaries are recorded as Income Tax Payable in the Statement of Financial Position until payments have been made to relevant tax authorities.
- The costs of fixed assets are charged to expenses upon acquisition. For control and management purposes, a fixed asset register is maintained.

Foreign Currency Translation

Friends executes transactions primarily in the local currency of each program office. Functional currencies are as follows:

COUNTRY	CURRENCY
France	Euros
Cambodia	US\$
Laos	LAK (Lao Kip)
Thailand	TH฿ (Thai Baht)
Indonesia	IDR (Indonesian Rupiah)
Myanmar	MMK (Myanmar Kyat)
Switzerland	CHF (Swiss Francs)

In 2022 each program office maintained its records in their primary currency. Transactions in currencies other than the primary currency are converted into the primary currency at the rate of exchange prevailing on the transaction dates. Exchange differences are recognized in the Income Statement.

Consolidation

The consolidated financial statements of the Friends Alliance group are prepared by the FI Headquarters and are unaudited. All intra-group balances, transactions, income and expenses are eliminated in full.

Executive Summary

2022 was marked by complex and deep challenges: recovering from the impact of the COVID pandemic, whilst tackling the far-reaching repercussions of the Russian-invasion of Ukraine. The rising inflation hit all of South-East Asia, but landlocked-Laos the hardest, severely impacted by a shocking 40% inflation in the year to April 2023, and the simultaneous deterioration of the Laos Kip ($\downarrow 43\%$ ¹ against USD), severely harming the most marginalised populations with reduced purchasing power for their most basic needs, predominantly imported. Our Savings Lives program and emergency response was still extremely necessary, whilst our expanding Building Futures program became ever more important in our 2022 pandemic-recovery phase.

\$64.30
cost per beneficiary

Across 10 cities in 5 countries, the 393 Friends' #everydayheroes and 2,406 ChildSafe Agents worked tirelessly to respond to changing needs in Outreach (26,279 individuals supported in emergency context), re-open Friends schools for 3,664 children, reintegrate 7,590 children into public schools, re-open vocational trainings for 907 beneficiaries, and (re)-build the financial independence of 1,419 young people and caregivers and overall reaching 79,700 beneficiaries. Read our [Annual Report](#) for in-depth details.

Unfortunately, in 2022, our income reduced by 20% ($\sim \downarrow$ \$1.5m), despite our increased needs. Only Laos generated a modest \$25,587 from Vocational Training businesses. Due to new government regulations, social business activity in Cambodia did not resume. Total donor funding reduced by 14% ($\sim \downarrow$ \$800K) and private donations by 54% ($\sim \downarrow$ \$577K). Regardless, these donor funds are higher than pre-pandemic 2019, when we were more self-reliance, earning \$2.6m in social business activity. We are extremely grateful to all our supporters and donors.

\$2.6M
sales revenue
foregone since
2019

189,557
meals distributed

Our total expenses (\$5.9m) remained steady, with only 6% increase ($\sim \uparrow$ \$309K). National staff remunerations increased by 9%, due to both increasing our teams (2022: 393 staff, 2021: 347 staff) as well as staff salaries, to compensate for increased cost of living. Almost all our direct costs increased (total \uparrow \$211K / 18% from 2021). Emergency Family Support remained at the alarming level of 2021 (\$370K) which is 1547% higher than pre-pandemic levels. School and employment support increased by 48% and 41% respectively which were amazingly 87% and 220% higher than pre-pandemic times (2019). As borders re-opened, teams were able to travel, support each other face-to-face, resulting in a 352% increase from 2021 (\uparrow \$37K), but still 52% lower than pre-pandemic times. A much-needed investment in a bespoke HR software caused a 31% increase in asset costs. Sub-grants to 13 ChildSafe Alliance partners were \$783K (\downarrow 10% from 2021)

Our total expenses (\$5.9m) remained steady, with only 6% increase ($\sim \uparrow$ \$309K). National staff remunerations increased by 9%, due to both increasing our teams (2022: 393 staff, 2021: 347 staff) as well as staff salaries, to compensate for increased cost of living. Almost all our direct costs increased (total \uparrow \$211K / 18% from 2021). Emergency Family Support remained at the alarming level of 2021 (\$370K) which is 1547% higher than pre-pandemic levels. School and employment support increased by 48% and 41% respectively which were amazingly 87% and 220% higher than pre-pandemic times (2019). As borders re-opened, teams were able to travel, support each other face-to-face, resulting in a 352% increase from 2021 (\uparrow \$37K), but still 52% lower than pre-pandemic times. A much-needed investment in a bespoke HR software caused a 31% increase in asset costs. Sub-grants to 13 ChildSafe Alliance partners were \$783K (\downarrow 10% from 2021)

0%
financial self-
sustainability

\$783K
partner sub-grants

Overall, of total expenses, our Savings Lives program comprised of 27%, Building Futures, 32%, ChildSafe Alliance partners 20%. Fundraising costs, MEL, and Communications remained humble at a 2% each, and Finance & Administration 8%. And finally, 7% towards core costs, including management & governance.

\$370K
emergency family
support

\$201K
direct VT &
employment

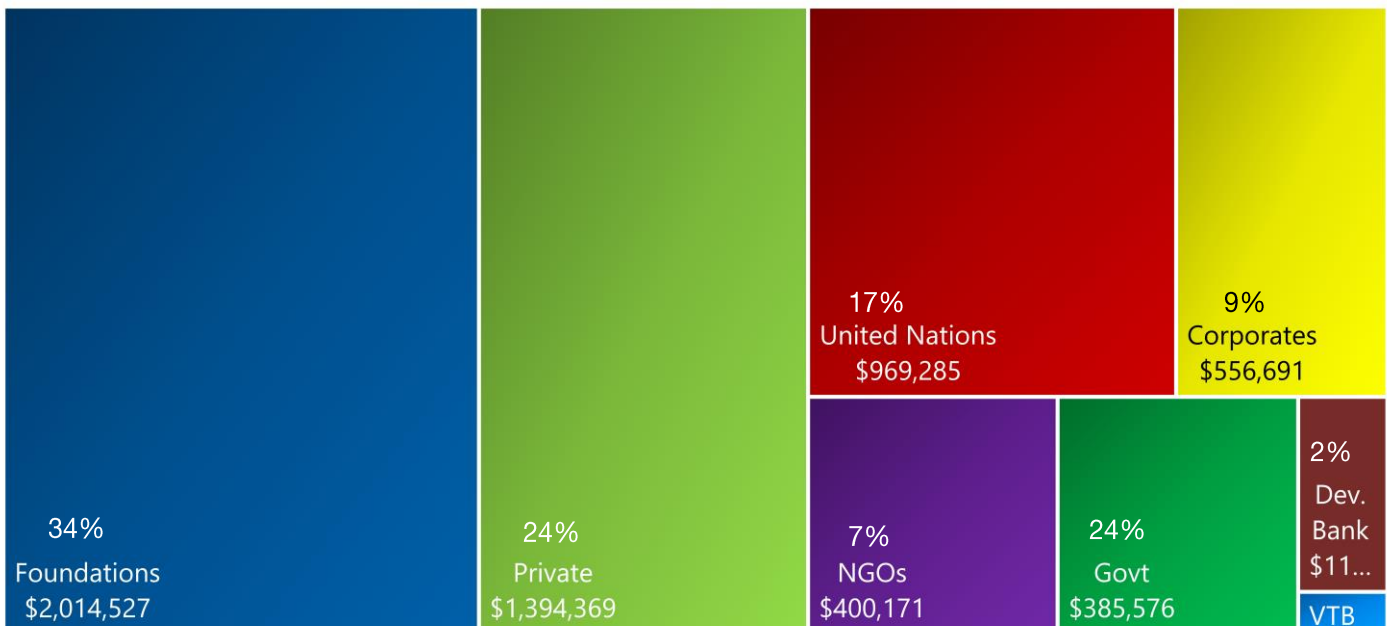
Our 2023 annual budget needs stand at \$7.2m, with a 26% allocation to Saving Lives services, 40% to continuing the quest to (re)-Building Futures. 10% of our budget is dedicated to supporting our ChildSafe Alliance partners with the financial support of UNICEF Cambodia and the GFATM / NCHADs.

¹ <https://www.worldbank.org/en/country/laos/publication/laos-economic-monitor-may-2023-addressing-economic-uncertainty-key-findings>

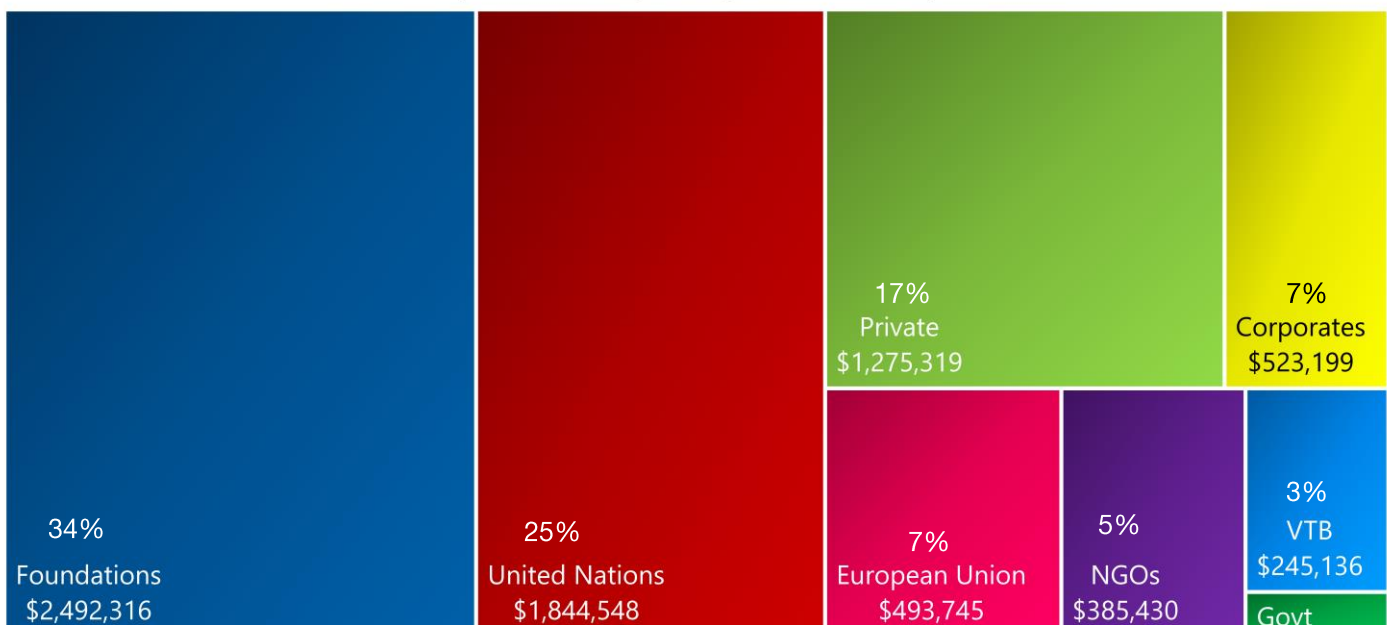
2022 Visual Snapshot

	2022		2021
Number of Staff (31 Dec)	393	↗ 13%	347
Total Income (US\$)	\$5,863,737	↘ -20%	\$7,313,293
Total Expenses (US\$)	\$5,907,698	↗ 6%	\$5,598,318
Administration Costs	8%	0%	8%

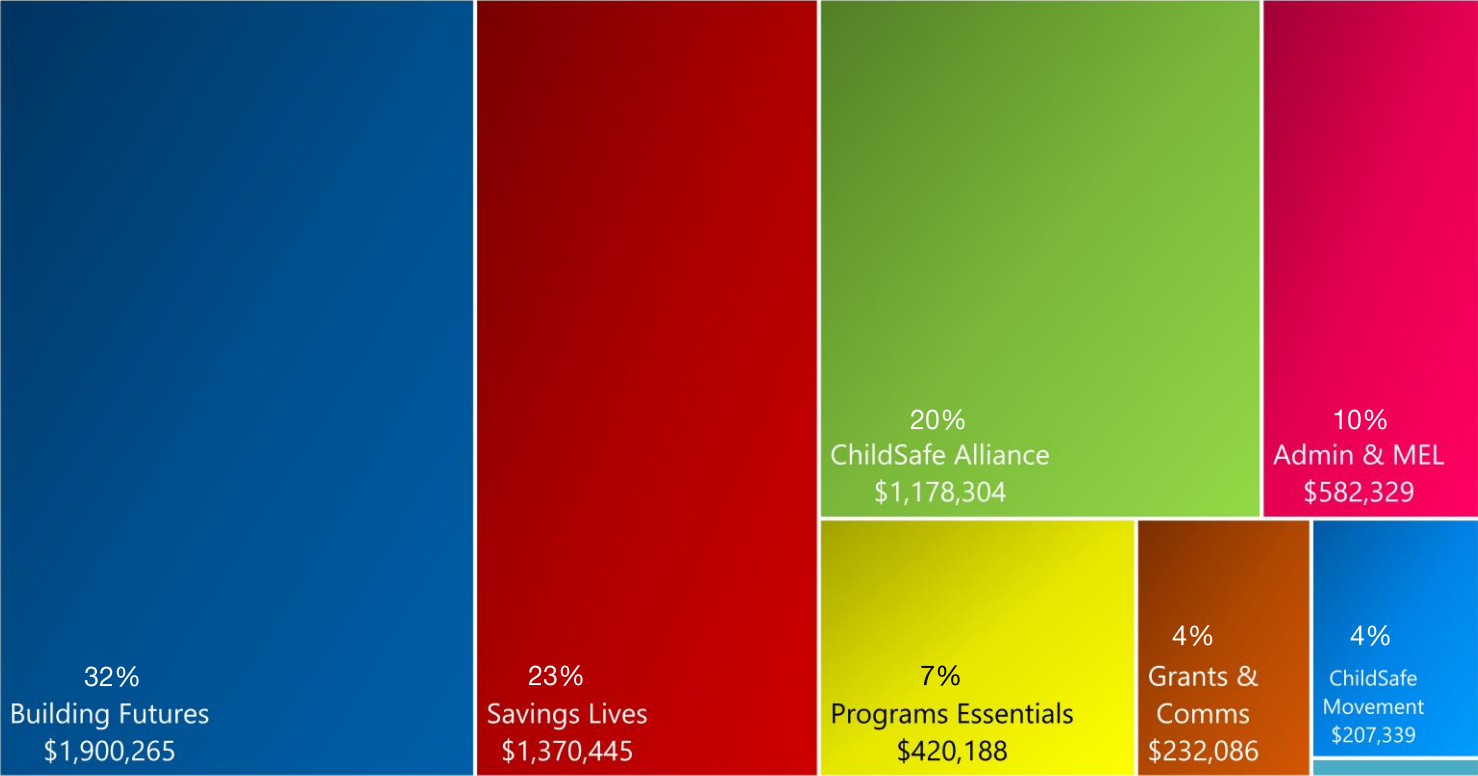
2022 Income by Source \$5,863,737



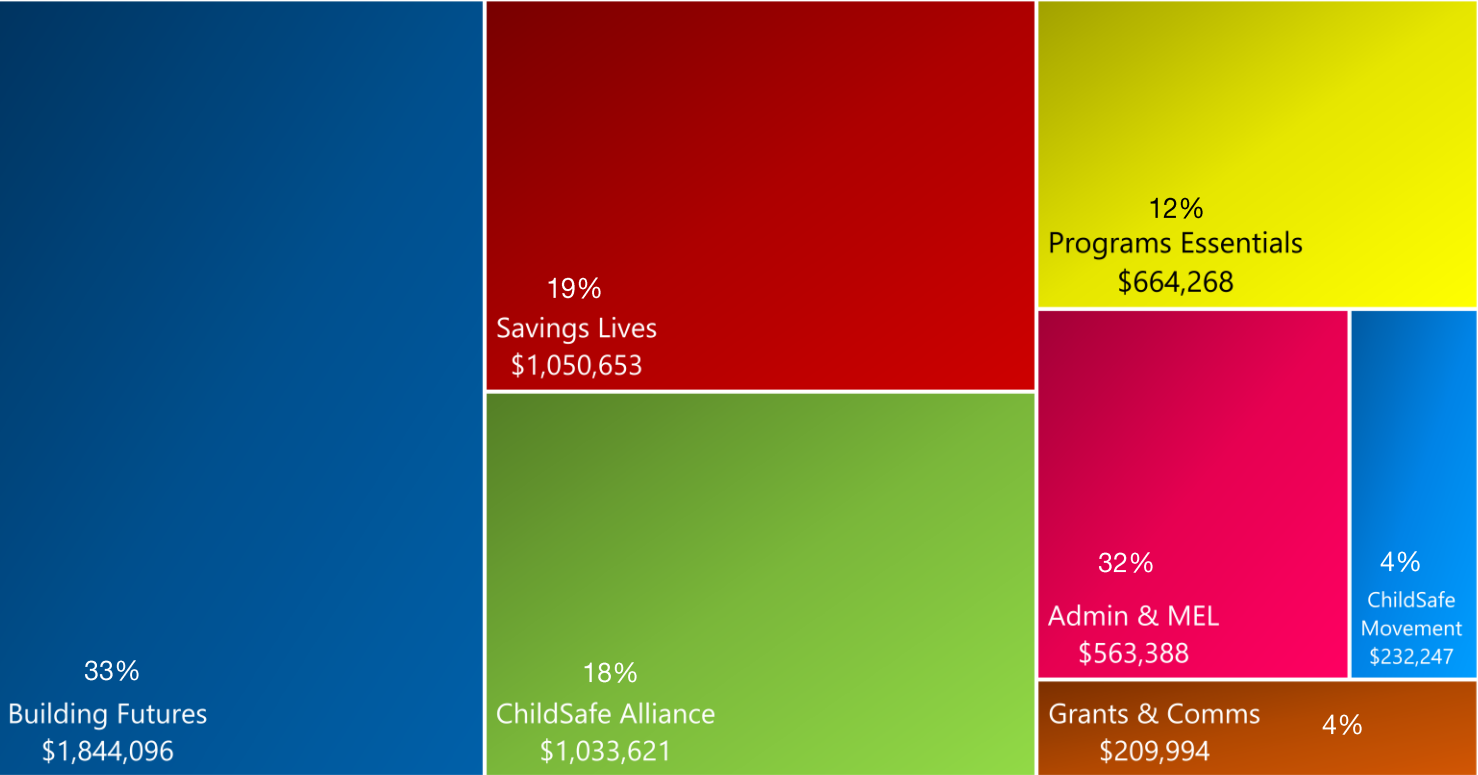
2021 Income by Source \$7,313,293



2022 Expense by Project
\$5,907,698



2021 Expense by Project
\$5,598,318



Top 10 Donors

#	DONOR NAME*	2022 Support	2021 Support
1	UNICEF (Cambodia, Laos, Indonesia, Thailand)	\$936,862	\$1,596,944
2	The Regent Capital Trust Corporation Ltd as Trustee of the Kwok Foundation	\$400,000	\$350,000
3	Epic Foundation	\$388,181	\$150,786
4	ECPAT Luxembourg asbl	\$359,697	\$136,651
5	The Cold Mountain Fund of RSF Social Finance	\$350,000	\$329,993
6	National Centre for HIV/AIDS & Dermatology (NCHAD)	\$331,228	\$232,638
7	Credit Suisse APAC Foundation Limited	\$300,000	\$300,000
8	If International Foundation	\$250,741	\$254,561
9	Fondation NEXT	\$222,000	\$360,000
10	Fondation Pierre Bellon	\$156,992	\$175,380

* Donors wishing to remain anonymous have been removed from the Top 10 Donor list to respect their wishes

Consolidated Financial Statements

Income Statement for the year ending 31 Dec 2022 Friends Alliance

INCOME	2022 (US\$)	2021 (US\$)
Training Income	25,587	243,040
Donor Funding	5,112,568	5,912,344
Private Donations	483,374	1,060,318
Consultancy	101,214	37,354
Other Income	140,995	60,236
TOTAL INCOME	5,863,737	7,313,293

Self-Generated Income
↓ 90%

Grants & donations
↓ 20%

EXPENSES	2022 (US\$)	2021 (US\$)
PERSONNEL		
International Staff	531,784	530,310
National Staff	2,088,112	1,921,037
Health & Pensions	77,229	75,449
Consultancies/Professional fees	262,739	182,921
Overtime	17,389	16,547
Severances / Indemnities	109,478	111,383
Staff COVID tests	3,933	2,721
Miscellaneous	16,122	20,447
	3,106,785	2,860,815
DIRECT COSTS		
Hygiene Costs	40,716	55,303
Medical Costs	46,802	25,560
IEC Materials	3,236	16,593
Clothing for beneficiaries	4,740	2,582
Non-Formal Education materials	7,103	5,012
Food/Drink for Beneficiaries	334,592	276,303
Family Support	369,710	371,780
Harm Reduction Materials	53,873	10,351
Centre Supplies	21,694	10,589
Other Activity Costs	1,173	641
Case Manager Travel	11,726	7,089
Foster Care Families	50,295	49,432
Recreational Activity Support	5,774	2,999
Outreach Materials	3,061	4,929
School Reintegration Support	110,393	74,419
Vocational Training Materials / Referrals	59,435	86,071
Job Placement Support	39,692	30,481
Self-Employment Support	101,698	69,924
ChildSafe Materials/ Activities	23,899	21,120
Foster Care Families	50,295	49,432
Staff Uniforms	4,302	6,515
ChildSafe Experience Activities	0	4,211

National staff
↑ 9%

Medical Costs
↑ 83%

Family Support
Same as 2021

Employment costs
↑ 41%

School support
↑ 48%

Independent Living	16,073	20,971
Beneficiary Transport	39,034	7,214
Beneficiary Trainings / Meetings	8,427	4,944
Community Event Costs	18,458	865
Beneficiary COVID tests	1,741	1,097
	1,377,649	1,166,996
EQUIPMENT/ASSETS		
IT/Computers	45,495	45,746
Vehicles	12,583	15,786
Furniture/Fittings	5,191	1,825
Vocational Training Equipment	8,409	3,725
Miscellaneous	22,531	5,032
	94,209	72,113
INDIRECT COSTS		
Communications	39,317	42,186
Transport/Gasoline	77,514	53,352
Maintenance/Renovations	24,054	38,096
Office Supplies	27,708	21,916
Rent	141,389	119,406
Utilities	48,259	50,121
External Audits	40,465	77,861
Vehicle/Building Insurance	9,646	11,862
Advertising Marketing	4,365	2,413
Miscellaneous	-11,664	45,142
	401,052	462,356
TRAVEL & TRAINING		
Travel Costs	47,516	10,520
Staff Training	7,843	4,119
Workshops/ Research/Assessments	47,814	15,004
Board Meetings/ Conferences	0	167
Exchanges / Exposure Trips	10,431	0
	113,603	29,810
OTHER INCOME GENERATION COSTS		
Cost of Income Generation	16,528	119,068
Outlet Supplies	5,187	3,796
Staff Food costs	6,723	4,461
Training Uniforms	2,071	1,637
Miscellaneous	552	2,282
	31,061	131,245
CHILDSAFE ALLIANCE- SUB-GRANTS		
Sub Grants - Cambodia	783,339	844,433
Sub Grants - Philippines	0	15,790
Sub Grants - Malaysia	0	4,200
Sub Grants - Jordan	0	10,560
	783,339	874,983
TOTAL EXPENSES	5,907,698	5,598,318
NET INCOME	-43,961	1,714,976
Retained funds b/f	8,839,835	7,164,859
Restated (exchange rate differences)	8,765,090	7,124,859
EQUITY	8,721,129	8,839,835

Investment
in HR
software

Travel
post
COVID
↑ 352%

Currency
exchange
gain (USD
/ LAK)

Cost of
income
generation
↓ 86%

Consolidated Financial Statements

Statement of Financial Position

as at 31 Dec 2022

Friends Alliance

ASSETS		2022 (US\$)	2021 (US\$)
Non-Current Assets			
Land & Buildings		2,826,900	2,826,900
Current Assets			
Cash & Bank		5,871,521	6,115,329
Project Advances		1,716	1,554
Sub-Contractee Advances		6,312	11,331
Prepayments		22,704	5,102
Accounts Receivable			
Accounts Receivables		39,484	39,647
Health Insurance		9,435	9,723
Guarantee Deposit		24,573	23,837
TOTAL ASSETS		8,802,644	9,033,423
LIABILITIES			
Current Liabilities			
Accounts Payables		38,536	28,409
Income Tax Payable		12,169	10,508
Withholding Tax		4,626	1,923
Social Security Payable		1,727	937
Deferred Income		24,458	151,811
TOTAL LIABILITIES		81,516	193,589
EQUITY		8,721,129	8,839,835

Friends-International Headquarters France

Financial Statements

Income Statement for the year ending 31 December 2022

INCOME	2022 (US\$)	2021 (US\$)	2022 (€UR)	2021 (€UR)
Donor Funding	336,230	262,353	302,607	223,000
Private Donations	46,113	471	41,502	400
Consultancy	55,495	0	49,945	0
Other Income	1,693	0	1,523	0
TOTAL INCOME	439,530	262,824	395,577	223,400

EXPENSES				
INDIRECT COSTS				
Bank Charges	617	538	555	457
Insurance	129	0	116	0
Sub-Total	746	538	671	457
PROGRAM GRANTS				
FI Thailand	11,176	0	10,058	0
FI Cambodia	261,111	227,059	235,000	193,000
Sub-Total	272,287	227,059	245,058	193,000
TOTAL EXPENSES	273,033	227,596	245,729	193,457
NET INCOME	166,497	35,227	149,848	29,943
Retained funds b/f	35,617	390	30,275	332
Restated	33,639	390	0	0
EQUITY	200,136	35,617	180,122	30,275

Represented by:

Cash & Bank	200,136	35,617	180,122	30,275
-------------	---------	--------	---------	--------

Statement of Changes in Equity as at 31 December 2022

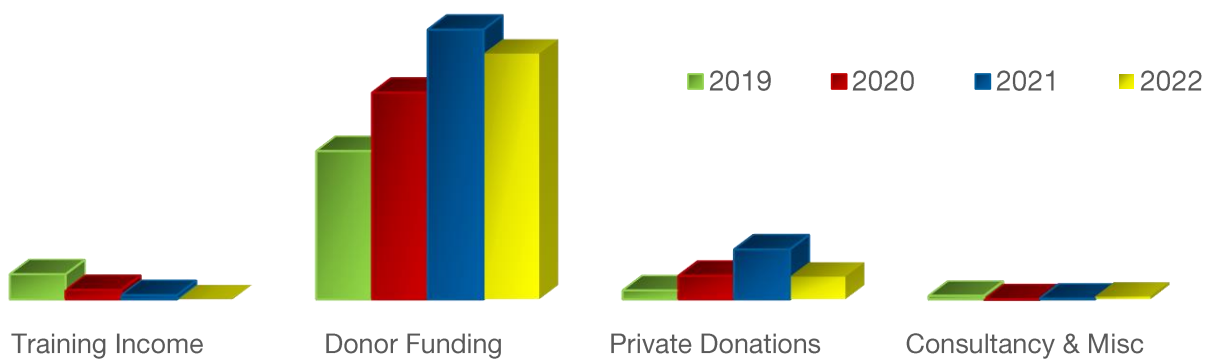
#	FUND ACCOUNT	TYPE	OPENING (€UR)	INCOME (€UR)	EXPENSES (€UR)	CLOSING (€UR)
1	Bel Foundation	Donor Funding	0	15,000	15,000	0
2	Epic Foundation	Donor Funding	0	97,607	0	97,607
3	Fondation Pierre Bellon	Donor Funding	0	150,000	150,000	0
4	Accor Heartist Solidarity	Donor Funding	30,000	40,000	70,000	0
5	GIZ Cambodia	Consultancy	0	23,113	0	23,113
6	Global Fund for Children	Consultancy	0	15,510	0	15,510
7	Fondation Pierre Bellon	Consultancy	0	1,265	0	1,265
8	SEI / IOM Thailand	Consultancy	0	10,058	10,058	0
9	FI Reserves	Reserves	275	43,025	671	42,628
	TOTAL		30,275	395,577	245,729	180,122

#	FUND ACCOUNT	TYPE	OPENING (US\$)	INCOME (US\$)	EXPENSES (US\$)	CLOSING (US\$)
1	Bel Foundation	Donor Funding	0	16,667	16,667	0
2	Epic Foundation	Donor Funding	0	108,452	0	108,452
3	Fondation Pierre Bellon	Donor Funding	0	166,667	166,667	0
4	Accor Heartist Solidarity	Donor Funding	33,333	44,444	77,778	0
5	GIZ Cambodia	Consultancy	0	25,681	0	25,681
6	Global Fund for Children	Consultancy	0	17,233	0	17,233
7	Fondation Pierre Bellon	Consultancy	0	1,406	0	1,406
8	SEI / IOM Thailand	Consultancy	0	11,176	11,176	0
9	FI Reserves	Reserves	305	47,806	746	47,365
	TOTAL		33,639	439,530	273,033	200,136

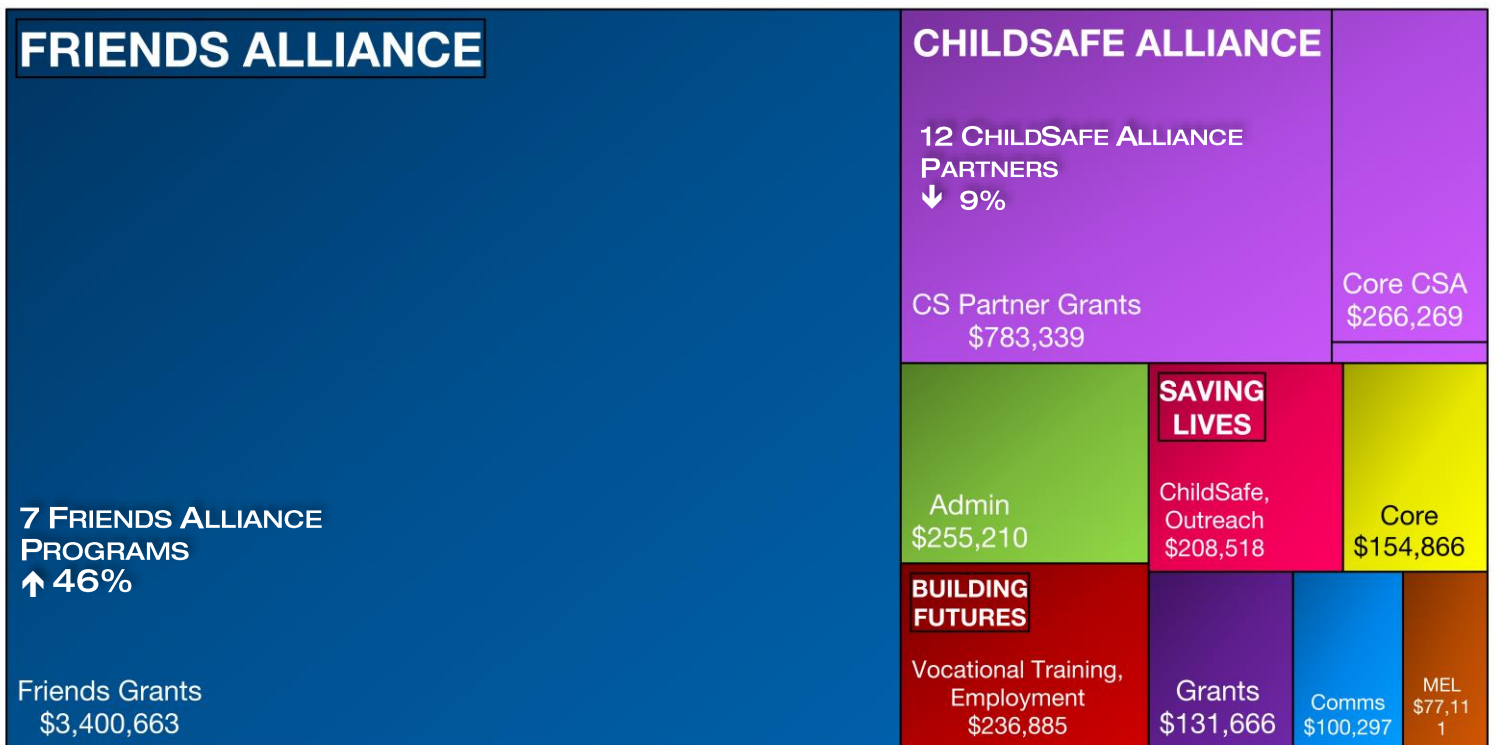
Friends-International Phnom Penh

	2022	2021
Number of Staff (31 Dec)	58	54
Total Income (US\$)	4,833,002	5,782,798
Total Expenses (US\$)	5,631,823	4,466,796
Administrative Costs	5%	5%

INCOME 2019 - 2022



EXPENSES 2022



Financial Statements

Income Statement

for the year ending 31 December 2022

Friends-International Phnom Penh, Cambodia

INCOME	2022 (US\$)	2021 (US\$)
Training Income	0	73,703
Donor Funding	4,011,956	4,563,827
Private Donations	403,034	889,609
Other Income	49,311	10,269
Internal Funding	368,701	245,391
TOTAL INCOME	4,833,002	5,782,798
EXPENSES	2022 (US\$)	2021 (US\$)
PERSONNEL		
International Staff	518,292	499,805
National Staff	360,286	327,362
Health & Pensions	9,269	6,748
Consultancies/Professional fees	253,665	171,818
Severance / Indemnities	47,675	48,015
Staff COVID Testing	113	358
Miscellaneous	12,209	6,973
	1,201,510	1,061,079
DIRECT COSTS		
Hygiene Materials	3,576	1,635
Family Support	2,280	0
Harm Reduction Materials	47,472	6,438
ChildSafe Materials / Activities	343	166
Staff Uniforms	220	218
Community Events	15,164	353
Miscellaneous	3,925	1,868
	72,981	10,679
EQUIPMENT/ASSETS		
IT/Computers	15,607	6,472
Furniture/Fittings	217	0
Intangible Assets	19,279	0
Miscellaneous	1,144	724
	36,246	7,196
INDIRECT COSTS		
Communications	9,601	9,563
Transport/Gasoline	2,656	1,625
Maintenance/Renovations	2,088	3,026

EXPENSES continued...	2022 (US\$)	2021 (US\$)
Office Supplies	4,374	4,439
Rent & Utilities	25,354	24,898
External Audits	11,300	55,100
Advertising/Marketing	393	640
Fundraising Costs	1,148	505
Miscellaneous	24,386	19,975
	81,300	119,770
TRAVEL & TRAINING		
Travel Costs	26,621	2,648
Staff Training	2,329	298
Workshops/ Research/Assessments	18,482	2,159
Exchanges / Exposure Trips	8,352	0
	55,784	5,105
OTHER INCOME GENERATION COSTS		
Cost of Income Generation	0	76,407
Miscellaneous	0	419
	0	76,826
PROGRAM SUPPORT		
Peuan Mit (Lao PDR)	331,010	214,795
Kaliyan Mith (Siem Reap)	928,255	601,178
Teman Baik (Indonesia)	28,447	83,164
Peuan Peuan (Thailand)	368,916	111,768
Mith Samlanh (Cambodia)	1,655,517	1,279,557
Tha Ngae Chin Myar (Myanmar)	78,347	16,486
Friends Suisse	10,172	20,000
	3,400,663	2,326,948
CHILDSAFE ALLIANCE - SUB-GRANTS		
Damnok Toek (DT)	94,890	155,632
Komar Rikreay (KMR)	60,575	63,877
M'lop Tapang (MT)	124,806	138,778
Samathapheap Khnom Organisation (SKO)	46,892	86,340
Cambodia Children Trust CCT	46,284	67,353
Transcultural Psychosocial Organisation (TPO)	132,265	25,583
Krousar Thmey (KT)	30,651	40,656
Childrens Future International (CFI)	53,591	82,704
Korsang (KS)	90,429	78,525
Creative Generation	10,936	1,169
Khmer Cultural Development Institute (KCDI)	16,413	21,735
Epic Arts (EA)	19,394	17,086
Monster Among Us (Malaysia)	0	4,200
Free To Shine	0	8,172
AusCam Freedom Project	0	2,696
ISF Cambodia	0	22,730
Aziza's Place	0	2,026

EXPENSES continued...	2022 (US\$)	2021 (US\$)
Voice	0	2,677
PEPY	0	8,220
Ministry of Labour	0	6,504
Experience Baraka (Jordan)	0	10,560
Legal Aid of Cambodia LAC	56,214	11,968
	783,339	859,193
TOTAL EXPENSES	5,631,823	4,466,796
NET INCOME	-798,821	1,316,003
Retained funds b/f	3,692,428	2,376,426
EQUITY	2,893,607	3,692,428

Statement of Financial Position

as at 31 Dec 2022

Friends-International Phnom Penh, Cambodia

CURRENT ASSETS	2022 (US\$)	2021 (US\$)
Current Assets		
Cash & Bank	2,863,271	3,796,639
Sub-Contractee Advances	7,589	13,969
Accounts Receivable		
Accounts Receivables	30,288	35,212
Health Insurance	6,860	6,712
Guarantee Deposit	1,050	1,050
TOTAL ASSETS	2,909,057	3,853,612
LIABILITIES		
Current Liabilities		
Funding Payables	2,650	340
Income Tax Payable	6,383	5,707
Miscellaneous	3,520	3,602
Withholding Tax	2,897	1,534
Deferred Income	0	150,000
TOTAL LIABILITIES	15,450	161,183
EQUITY	2,893,607	3,692,428

Statement of Changes in Equity

as at 31 Dec 2022

Friends-International Phnom Penh, Cambodia

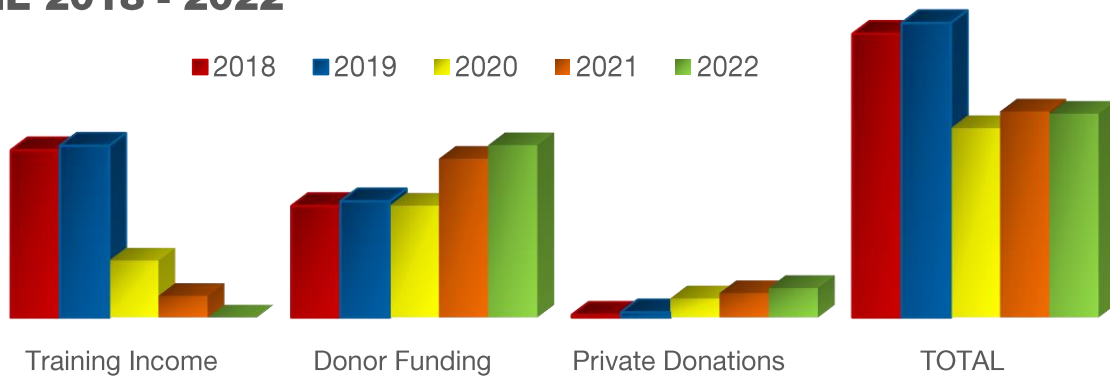
#	FUND ACCOUNT	TYPE	OPENING	INCOME	EXPENSES	CLOSING
1	Accor Heartist Solidarity	<i>Donor Funding</i>	0	75,351	72,474	2,878
2	Anonymous (FLCF)	<i>Donor Funding</i>	21,309	0	21,309	0
3	Anonymous (OFF)	<i>Donor Funding</i>	89,416	100,000	170,561	18,855
4	Arab Gulf Program for Development	<i>Donor Funding</i>	19,005	0	19,005	0
5	Australian Volunteers International	<i>Donor Funding</i>	0	6,804	6,804	0
6	Bel Foundation	<i>Donor Funding</i>	0	15,699	15,699	0
7	Caritas Switzerland	<i>Donor Funding</i>	-5,467	7,585	2,118	0
8	Credit Suisse APAC Foundation Limited	<i>Donor Funding</i>	80,603	300,000	342,789	37,813
9	CW Asia Fund Charitable Foundation	<i>Donor Funding</i>	0	25,000	25,000	0
10	ECPAT Luxembourg asbl	<i>Donor Funding</i>	2,911	359,697	361,521	1,087
11	Epic Foundation	<i>Donor Funding</i>	352,721	279,729	94,484	537,966
12	Fondation Juniclair	<i>Donor Funding</i>	0	39,546	39,546	0
13	Fondation NEXT	<i>Donor Funding</i>	122,439	222,000	303,522	40,917
14	Fondation Pierre Bellon	<i>Donor Funding</i>	29,715	156,992	162,925	23,781
15	Fossil Foundation	<i>Donor Funding</i>	0	100,000	86,244	13,756
16	Give2Asia	<i>Donor Funding</i>	3,320	0	3,320	0
17	If International Foundation	<i>Donor Funding</i>	1	250,741	250,742	0
18	International Labour Organisation	<i>Donor Funding</i>	14,503	32,423	45,902	1,023
19	Intrepid Foundation	<i>Donor Funding</i>	15,965	8,771	18,105	6,632
20	National Center for HIV/AIDS & Dermatology (NCHAD)	<i>Donor Funding</i>	6,855	331,228	310,414	27,669
21	Save the Children/ European Union	<i>Donor Funding</i>	0	-1,111	-1,111	0
22	Shiseido Travel Retail Asia Pacific Pte. Ltd	<i>Donor Funding</i>		97,902	0	97,902
23	Skoll Foundation	<i>Donor Funding</i>	588,501	0	394,698	193,803
24	The Cold Mountain Fund of RSF Social Finance	<i>Donor Funding</i>	220,117	350,000	470,000	100,117

#	FUND ACCOUNT	TYPE	OPENING	INCOME	EXPENSES	CLOSING
25	The Regent Capital Trust Corporation Ltd as Trustee of the Kwok Foundation	<i>Donor Funding</i>	198,720	400,000	397,502	201,218
26	Tourism Cares	<i>Donor Funding</i>	3,555	5,000	6,815	1,740
27	UNICEF Cambodia	<i>Donor Funding</i>	397,691	809,281	1,202,631	4,342
28	World Childhood Foundation	<i>Donor Funding</i>	0	38,917	38,917	0
29	Aceda Bank Plc	<i>Private Donations</i>	0	1,000	1,000	0
30	Amru Rice (Cambodia) Co.,Ltd	<i>Private Donations</i>	0	1,000	1,000	0
31	Anonymous (DF)	<i>Private Donations</i>	62,611	0	62,611	0
32	Anonymous (HLMF)	<i>Private Donations</i>	179,900	0	179,900	0
33	Anonymous (TO)	<i>Private Donations</i>	169,986	250,000	354,516	65,471
34	Anonymous (via Dragonfly APAC Limited)	<i>Private Donations</i>	0	25,000	25,000	0
35	Friends Deutschland	<i>Private Donations</i>	19,134	0	19,134	0
36	Global Goods Partner	<i>Private Donations</i>	362	0	362	0
37	Ministry of Social Affairs, Veterans and Youth Rehabilitation	<i>Private Donations</i>	11	0	11	0
38	Moodie Davitt Report	<i>Private Donations</i>	47,931	0	47,931	0
39	Paul Newfield	<i>Private Donations</i>	19,118	0	0	19,118
40	VISA	<i>Private Donations</i>	0	1,000	1,000	0
41	Mith Samlanh / Asian Development Bank	<i>Sub-Grant Funding</i>	0	399	20,749	-20,351
42	FI Reserves	<i>Reserves</i>	1,031,497	543,047	56,671	1,517,872
			3,692,428	4,833,002	5,631,823	2,893,607

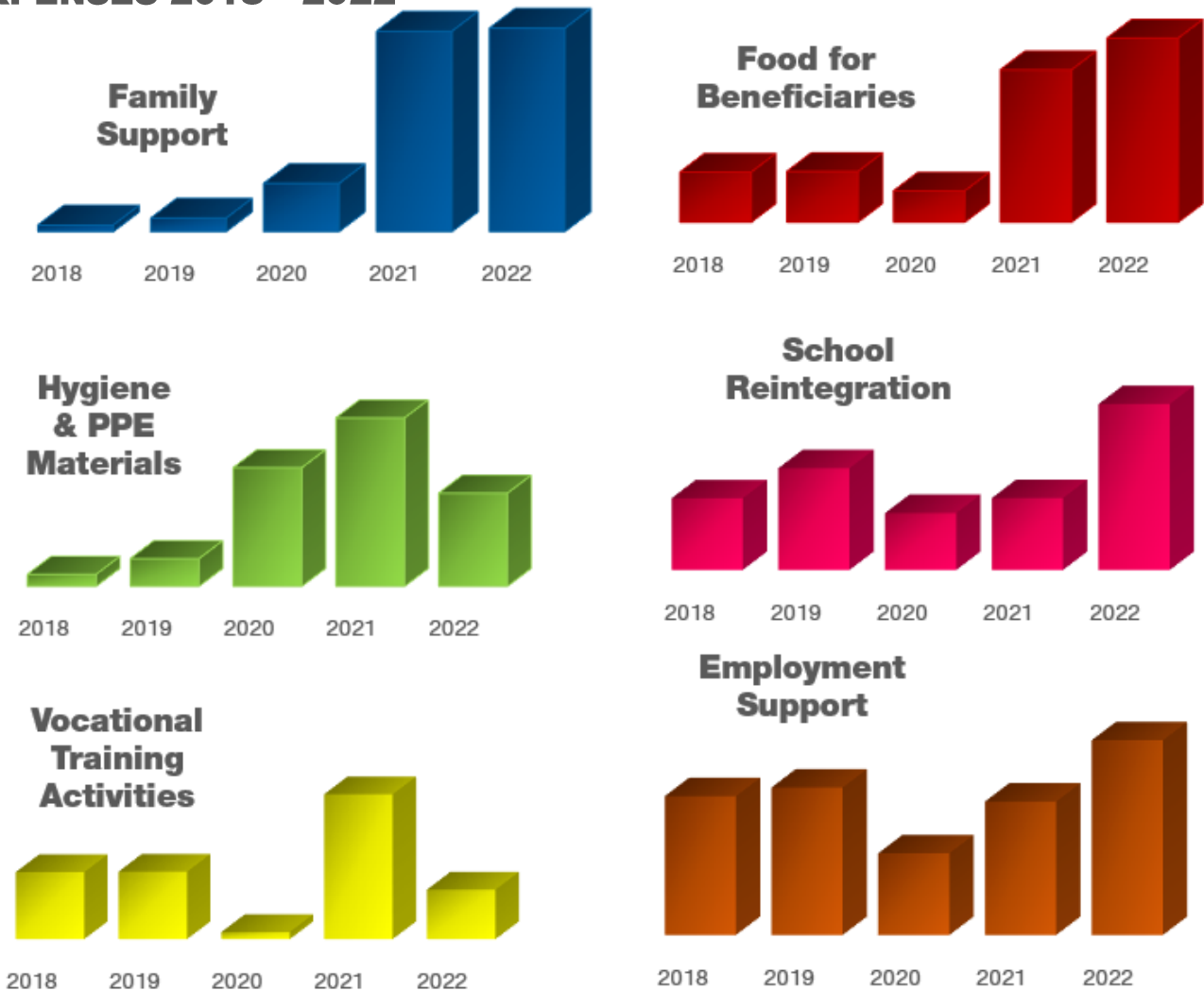
Mith Samlanh (Phnom Penh)

	2022	2021
Number of Staff (31 Dec)	166	150
Total Income (US\$)	2,119,904	2,143,568
Total Expenses (US\$)	2,068,446	1,966,256
Administrative Costs	4%	6%

INCOME 2018 - 2022



EXPENSES 2018 - 2022



Financial Statements

Income Statement

for the year ended 31 Dec 2022

Mith Samlanh, Phnom Penh, Cambodia

INCOME	2022 (US\$)	2021 (US\$)
Training Income	0	225,512
Donor Funding	1,792,218	1,651,958
Private Donations	306,925	254,227
Other Income	20,761	11,870
TOTAL INCOME	2,119,904	2,143,568
EXPENSES	2022 (US\$)	2021 (US\$)
PERSONNEL		
National Staff	836,742	816,761
Health & Pensions	30,349	35,571
Consultancies/Professional fees	5,377	4,656
Severance / Indemnities	40,223	44,354
Staff COVID Testing	2,978	1,187
Miscellaneous	14,854	13,509
	930,524	916,039
DIRECT COSTS		
Hygiene Costs	13,733	24,862
Medical Costs	25,903	11,847
IEC Materials	1,182	3,366
Clothing for Beneficiaries	2,322	929
Non-Formal Education materials	6,208	3,401
Food/Drink for Beneficiaries	267,413	221,298
Family Support	213,771	210,544
Harm Reduction Materials	6,080	3,418
Centre Supplies	9,692	4,097
Other Activity Costs	679	278
Case Manager Travel	5,108	2,985
Recreational Activity Support	3,397	809
Outreach Materials	1,068	2,200
School Reintegration Support	40,214	17,422
Vocational Training Materials/ Referrals	23,412	68,504
Job Placement Support	11,467	4,041
ChildSafe Materials / Activities	6,136	7,069
Foster Care Families	33,659	29,555
Staff Uniforms	1,199	4,836
Self-Employment Support	45,165	34,765

EXPENSES continued..	2022 (US\$)	2021 (US\$)
ChildSafe Experience Activities	0	4,160
Independent Living	7,569	14,160
Beneficiary Transport	30,293	2,863
Beneficiary Trainings / Meetings	4,860	0
Community Event Costs	1,180	0
Beneficiary COVID Testing	572	841
	762,280	678,251
EQUIPMENT/ASSETS		
IT/Computers	5,228	17,368
Vehicles	1,430	3,772
Furniture/Fittings	2,533	480
Vocational Training Equipment	2,892	2,815
Miscellaneous	1,034	1,666
	13,116	26,101
INDIRECT COSTS		
Communications	11,546	17,097
Transport/Gasoline/Maintenance	34,075	22,950
Maintenance/Renovations	14,099	9,288
Office Supplies	7,782	8,630
Rent & Utilities	52,137	52,648
External Audits	7,370	6,600
Advertising/Marketing	1,507	1,449
Miscellaneous	17,702	12,410
	146,218	131,073
TRAVEL & TRAINING		
Staff Training	4,243	2,981
Workshops / Meetings	1,143	298
	5,386	3,279
OTHER INCOME GENERATION COSTS		
Cost of Income Generation	0	99,163
	0	99,163
SUB-GRANTS TO FRIENDS ALLIANCE		
FI Siem Reap	18,627	0
FI Bangkok	29,230	0
FI Aranyprathet	8,620	0
FI Phnom Penh	154,446	112,349
	210,923	112,349
TOTAL EXPENSES	2,068,446	1,966,256
NET INCOME	51,457	177,312
Retained funds b/f	3,888,040	3,710,727
EQUITY	3,939,497	3,888,040

Statement of Financial Position

as at 31 Dec 2022

Mith Samlanh, Phnom Penh, Cambodia

NON-CURRENT ASSETS		2022 (US\$)	2021 (US\$)
	Land & Buildings	2,826,900	2,826,900
CURRENT ASSETS			
Current Assets			
	Cash & Bank	1,126,371	1,069,067
	Prepayments	3,702	0
Accounts Receivable			
	Accounts Receivables	5,131	7,062
	Health Insurance	2,008	2,461
	Guarantee Deposit	3,112	3,095
TOTAL ASSETS		3,967,224	3,908,585

LIABILITIES			
Current Liabilities			
	Income Tax Payable	2,673	2,162
	Miscellaneous	23,941	18,383
	Withholding Tax	1,113	0
TOTAL LIABILITIES		27,727	20,545

EQUITY		3,939,497	3,888,040
--------	--	-----------	-----------

Statement of Changes in Equity

as at 31 Dec 2022

Mith Samlanh, Phnom Penh, Cambodia

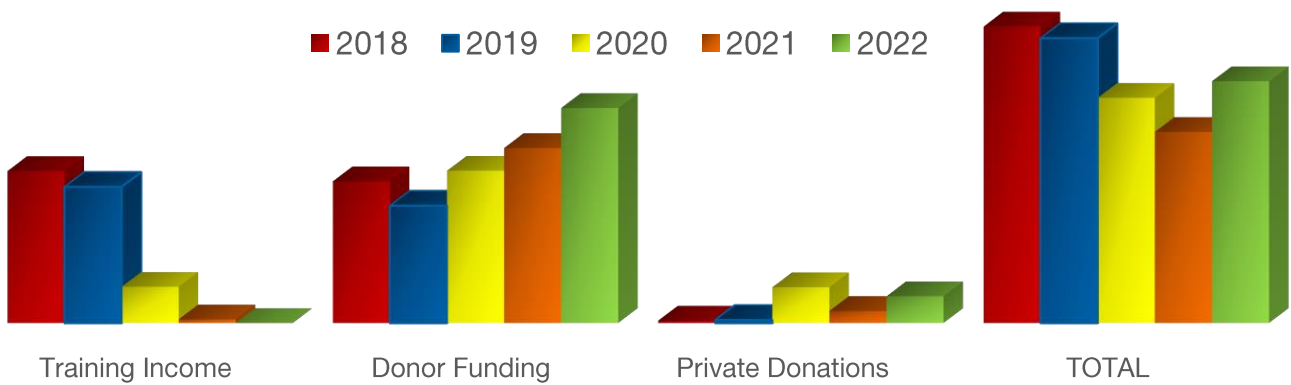
#	FUND ACCOUNT	TYPE	OPENING	INCOME	EXPENSES	CLOSING
1	Accor Heartist Solidarity	<i>Donor Funding</i>	-3,880	52,117	40,426	7,811
2	Asian Community Trust	<i>Donor Funding</i>	0	15,005	13,286	1,720
3	Asian Development Bank	<i>Donor Funding</i>	0	117,530	140,361	-22,831
4	Bel Fondation	<i>Donor Funding</i>	0	15,699	0	15,699
5	Credit Suisse APAC Foundation Limited	<i>Donor Funding</i>	64,231	65,294	94,756	34,769
6	CW Asia Fund Charitable Foundation	<i>Donor Funding</i>	0	10,000	3,500	6,500
7	DanChurchAid (Core)	<i>Donor Funding</i>	0	47,538	47,538	0
8	DanChurchAid (Education)	<i>Donor Funding</i>	0	46,082	46,082	0
9	DanChurchAid (Farming VT)	<i>Donor Funding</i>	5,785	0	5,785	0
10	ECPAT Luxembourg asbl	<i>Donor Funding</i>	0	126,627	126,627	0
11	Epic Foundation	<i>Donor Funding</i>	0	50,000	45,872	4,128
12	Fondation Juniclair (Chbar Ampov)	<i>Donor Funding</i>	34,075	112,408	125,956	20,528
13	Fondation Juniclair (Women)	<i>Donor Funding</i>	15,495	39,581	48,850	6,227
14	Fondation NEXT	<i>Donor Funding</i>	161,636	170,516	239,408	92,745
15	Fondation Pierre Bellon	<i>Donor Funding</i>	65,162	62,797	66,829	61,129
16	Fossil Foundation	<i>Donor Funding</i>	18,948	26,482	31,632	13,799
17	Gisela Stichting	<i>Donor Funding</i>	21,975	55,000	63,427	13,548
18	Give2Asia / VISA	<i>Donor Funding</i>	6,505	0	6,505	0
19	If Foundation	<i>Donor Funding</i>	28,955	125,436	154,391	0
20	NCHADS / GFATM	<i>Donor Funding</i>	2,638	136,565	133,342	5,861
21	People In Need Cambodia	<i>Donor Funding</i>	11,250	-900	10,350	0
22	Regent Capital Trust Corporation Limited as Trustee of the Kwok Foundation	<i>Donor Funding</i>	0	50,000	6,522	43,478
23	Riverview Children's Foundation	<i>Donor Funding</i>	7,254	0	7,254	0
24	Shiseido Travel Retail Asia Pacific Pte. Ltd.	<i>Donor Funding</i>	41,106	0	49,704	-8,598

#	FUND ACCOUNT	TYPE	OPENING	INCOME	EXPENSES	CLOSING
25	Sipar/AFD	<i>Donor Funding</i>	-1,547	34,899	33,353	0
26	The Cold Mountain Fund of RSF Social Finance	<i>Donor Funding</i>	0	200,000	70,423	129,577
27	The International Labour Organization	<i>Donor Funding</i>	-805	27,003	14,438	11,759
28	UNICEF Cambodia	<i>Donor Funding</i>	0	187,428	187,428	0
29	World Childhood Foundation	<i>Donor Funding</i>	0	19,170	18,317	853
30	Anonymous (DF)	<i>Private Donations</i>	902	49,925	50,827	0
31	Anonymous (HLMF)	<i>Private Donations</i>	0	50,000	7,507	42,493
32	Anonymous (TO)	<i>Private Donations</i>	0	150,000	46,849	103,151
33	Anonymous (via Dragonfly APAC Limited)	<i>Private Donations</i>	35,469	15,000	38,561	11,908
34	Fondation Junclair (COVID)	<i>Private Donations</i>	4,501	0	4,501	0
35	Friends Deutschland	<i>Private Donations</i>	0	19,134	19,134	0
36	Gerald Trevor	<i>Private Donations</i>	850	4,320	5,170	0
37	Jan Willem Rothenbaum	<i>Private Donations</i>	9,361	0	9,361	0
38	Noble Caledonia Charitable Trust	<i>Private Donations</i>	16,606	0	16,606	0
39	Patrick Seiler	<i>Private Donations</i>	19,224	0	10,892	8,332
40	Wat Khmer Kampuchea Krom	<i>Private Donations</i>	25,641	0	25,641	0
41	Mith Samlanh Reserves	<i>Reserves</i>	3,296,704	39,246	1,037	3,334,912
	TOTAL		3,888,040	2,119,904	2,068,446	3,939,497

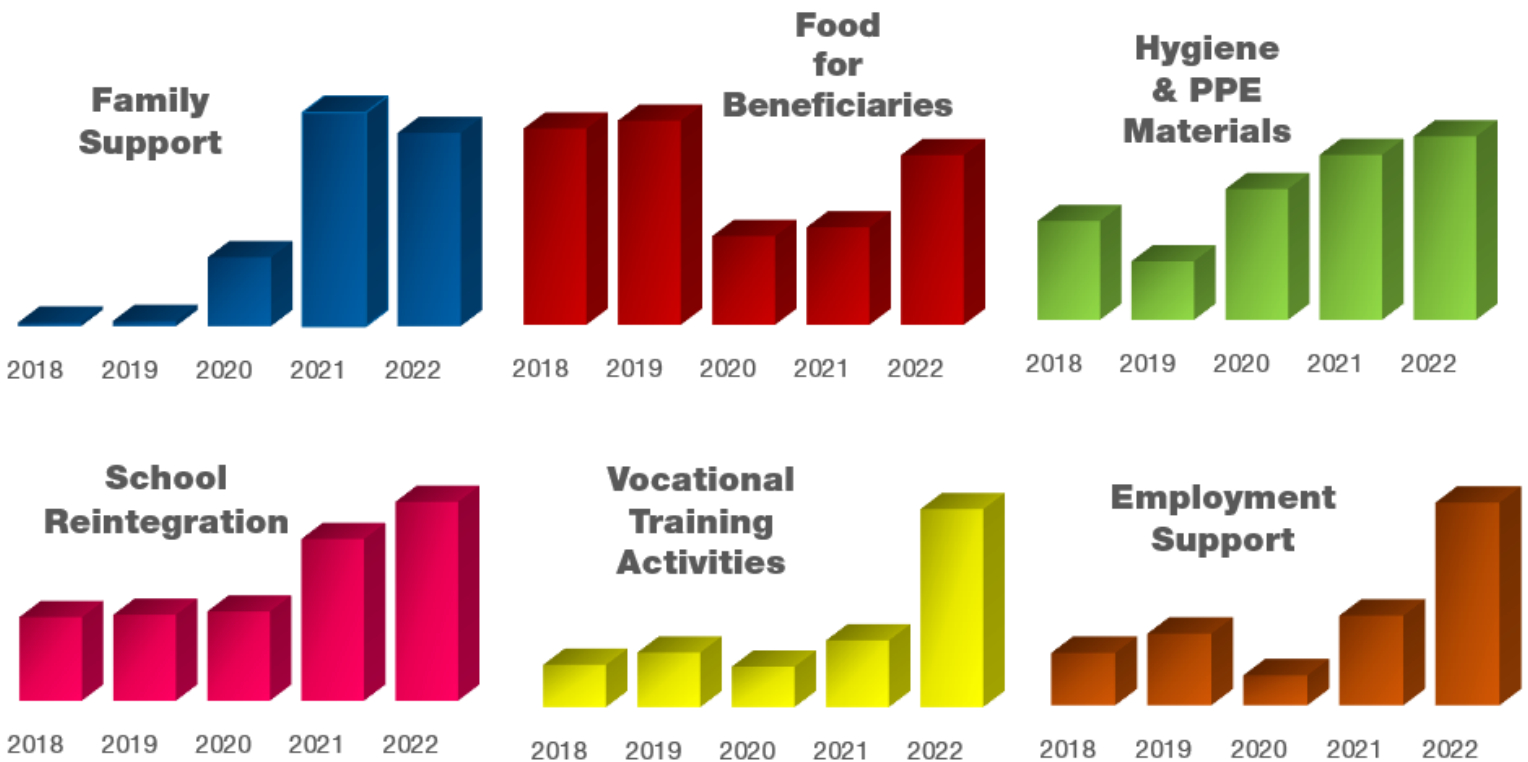
Friends-International Siem Reap

	2022	2021
Number of Staff (31 Dec)	74	66
Total Income (US\$)	996,057	786,162
Total Expenses (US\$)	841,762	672,575
Administrative Costs	5%	5%

INCOME 2018 - 2022



EXPENSES 2018 - 2022



Financial Statements

Income Statement

for the year ending 31 December 2022

Friends-International Siem Reap, Cambodia

INCOME	2022 US\$)	2021 US\$)
Training Income	0	15,228
Donor Funding	884,359	719,896
Private Donations	110,223	49,868
Other Income	1,474	1,170
TOTAL INCOME	996,057	786,162
EXPENSES	2022 (US\$)	2021 (US\$)
PERSONNEL		
International Staff	0	3,040
National Staff	380,403	299,317
Health & Pensions	11,521	7,985
Severance / Indemnities	19,966	17,793
Staff COVID Testing	322	785
Miscellaneous	5,058	5,554
	417,271	334,474
DIRECT COSTS		
Hygiene Costs	8,138	7,319
Medical Costs	3,476	2,058
IEC Materials	259	264
Clothing for Beneficiaries	1,574	476
Non-Formal Education materials	119	32
Food/Drink for Beneficiaries	31,919	18,343
Family Support	77,484	85,627
Centre Supplies	3,935	1,902
Other Activity Costs	38	0
Case Manager Travel	1,925	1,219
Recreational Activity Support	668	225
Outreach Materials	1,214	1,222
School Reintegration Support	35,046	28,500
Vocational Training Materials/ Referrals	12,295	4,146
Job Placement Support	537	335
ChildSafe Materials / Activities	7,451	5,448
Foster Care Families	14,735	18,097
Staff Uniforms	1,302	788
Self-Employment Support	40,986	18,042
Independent Living	3,871	1,390

EXPENSES continued...	2022 (US\$)	2021 (US\$)
Beneficiary Transport	1,812	887
Beneficiary Trainings / Meetings	2,036	321
Beneficiary COVID Testing	0	13
	250,818	196,653
EQUIPMENT/ASSETS		
IT/Computers	9,934	11,183
Vehicles	1,480	1,460
Furniture/Fittings	410	670
Vocational Training Equipment	250	380
Miscellaneous	604	1,238
	12,678	14,931
INDIRECT COSTS		
Communications	6,778	5,445
Transport/Gasoline/Maintenance	10,086	7,530
Maintenance/Renovations	2,475	6,364
Office Supplies	4,253	3,429
Rent & Utilities	45,071	36,367
External Audits	6,700	6,000
Advertising/Marketing	1,906	165
Miscellaneous	4,936	4,126
	82,206	69,426
TRAVEL & TRAINING		
Travel Costs	1,303	0
Staff Training	639	65
Workshops/ Research/ Assessments	3,108	1,206
Exchanges / Exposure Trips	786	0
	5,836	1,271
OTHER INCOME GENERATION COSTS		
Cost of Income Generation	0	12,759
Outlet Supplies	0	377
Franchise Fees	0	0
Staff Food costs	0	672
Training Uniforms	0	137
Bad Debts	00	2,152
	0	16,095
PROGRAM SUPPORT		
Headquarter Support Costs	72,952	39,723
	72,952	39,723
TOTAL EXPENSES	841,762	672,575
NET INCOME	154,295	113,588
Retained funds b/f	560,788	447,200
EQUITY	715,083	560,788

Statement of Financial Position

as at 31 Dec 2022

Friends-International Siem Reap, Cambodia

CURRENT ASSETS		2022 US\$)	2021 US\$)
Current Assets			
Cash & Bank		705,361	543,435
Project Advances		409	543
Prepayments		210	699
Accounts Receivable			
Accounts Receivables		1,028	61
Health Insurance		502	550
Guarantee Deposit		16,430	16,430
TOTAL ASSETS		723,939	561,718
LIABILITIES			
Current Liabilities			
Income Tax Payable		1,011	634
Miscellaneous		7,390	0
Withholding Tax Payable		455	297
TOTAL LIABILITIES		8,856	931
EQUITY		715,083	560,788

Statement of Changes in Equity

as at 31 Dec 2022

Friends-International Siem Reap, Cambodia

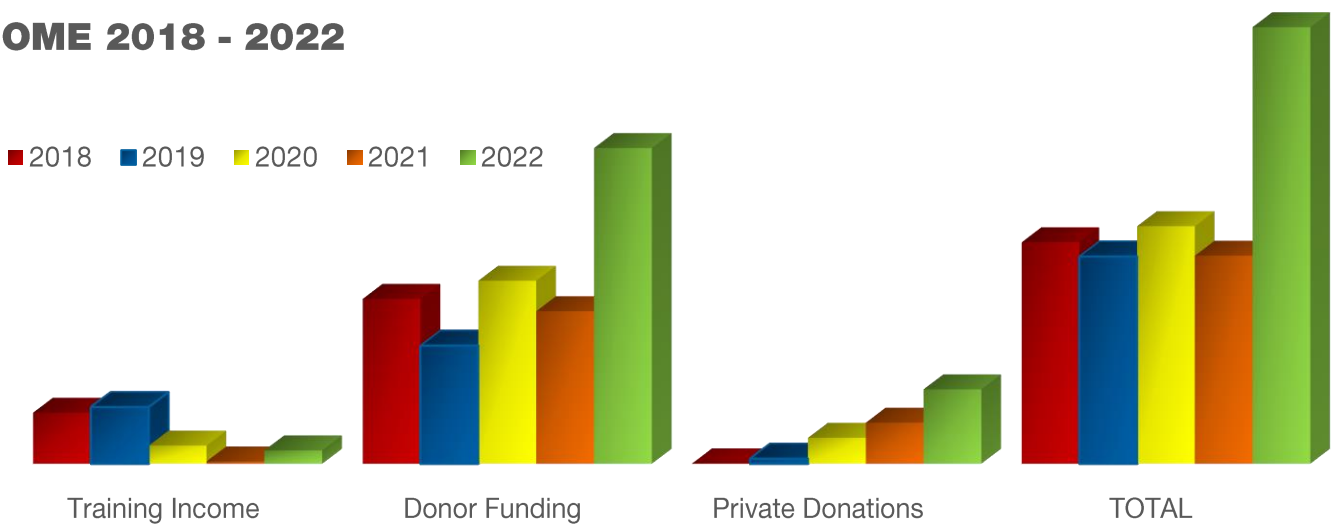
#	FUND ACCOUNT	TYPE	OPENING	INCOME	EXPENSES	CLOSING
1	Fondation RAJA-Danièle Marcovici	<i>Donor Funding</i>	0	16,511	440	16,071
2	Anonymous (OFF)	<i>Donor Funding</i>	0	100,000	20,337	79,663
3	Fondation Next	<i>Donor Funding</i>	0	75,367	34,256	41,111
4	International Labour Organization	<i>Donor Funding</i>	0	12,573	9,010	3,562
5	Mith Samlanh / Asian Development Bank	<i>Donor Funding</i>	0	18,627	46,652	-28,024
6	Save the Children / European Union	<i>Donor Funding</i>	0	-2,493	-2,493	0
7	The Cold Mountain Fund of RSF Social Finance	<i>Donor Funding</i>	0	75,000	9,783	65,217
8	UNICEF Cambodia	<i>Donor Funding</i>	0	143,742	143,742	0
9	World Childhood Foundation	<i>Donor Funding</i>	0	19,747	17,275	2,472
10	Accor Heartist Solidarity	<i>Donor Funding</i>	1,909	15,201	13,789	3,321
11	ECPAT Luxembourg absl	<i>Donor Funding</i>	3,191	115,966	110,541	8,615
12	Cambodian Children's Support Foundation	<i>Donor Funding</i>	4,809	0	0	4,809
13	Tourism Cares	<i>Donor Funding</i>	4,910	0	4,910	0
14	Australian Volunteers International	<i>Donor Funding</i>	5,745	6,804	9,865	2,684
15	Gisela Stichting	<i>Donor Funding</i>	14,175	0	9,738	4,437
16	Gisela Stichting	<i>Donor Funding</i>	17,123	5,000	18,092	4,031
17	Lloyd George Asia Foundation	<i>Donor Funding</i>	18,106	0	11,588	6,519
18	Fossil Foundation	<i>Donor Funding</i>	19,575	37,691	35,076	22,190
19	Ville de Genève / Friends Suisse	<i>Donor Funding</i>	20,020	18,459	27,774	10,705
20	Credit Suisse APAC Foundation Limited	<i>Donor Funding</i>	24,209	45,910	58,433	11,686
21	If International Foundation	<i>Donor Funding</i>	24,308	125,306	149,615	0
22	Epic Foundation	<i>Donor Funding</i>	30,048	0	2,542	27,506

#	FUND ACCOUNT	TYPE	OPENING	INCOME	EXPENSES	CLOSING
23	Shiseido Travel Retail Asia Pacific Pte. Ltd	<i>Donor Funding</i>	59,990	0	19,874	40,116
24	Fondation Pierre Bellon	<i>Donor Funding</i>	67,395	54,947	70,731	51,611
25	Anonymous (TO)	<i>Private Donations</i>	0	50,000	6,522	43,478
26	Friends Deutschland	<i>Private Donations</i>	3,033	0	568	2,465
27	Andrew Leaver	<i>Private Donations</i>	9,098	0	3,271	5,827
28	Anonymous (FAF)	<i>Private Donations</i>	18,213	0	-999	19,212
29	Anonymous (HLMF)	<i>Private Donations</i>	20,297	50,000	7,486	62,811
30	Anonymous (via Dragonfly APAC Limited)	<i>Private Donations</i>	24,446	0	130	24,316
31	Wat Khmer Kampuchea Krom	<i>Private Donations</i>	33,798	0	4,288	29,510
32	Kaliyan Mith Reserves	<i>Reserves</i>	136,390	11,698	-1,073	149,160
	TOTAL		560,788	996,057	841,762	715,083

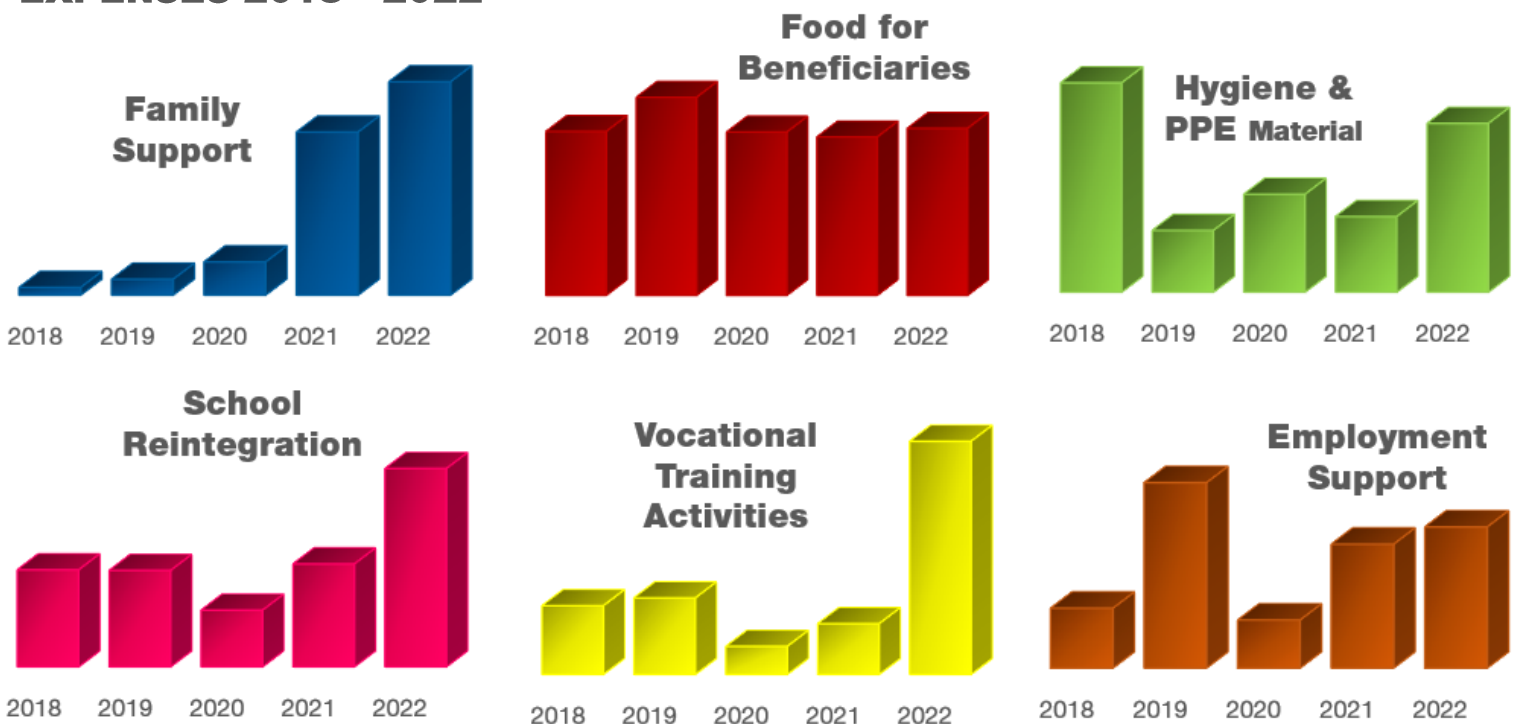
Friends-International Laos

	2022	2021
Number of Staff (31 Dec)	51	48
Total Income (US\$)	831,619	555,671
Total Expenses (US\$)	519,825	524,202
Administrative Costs	5%	6%

INCOME 2018 - 2022



EXPENSES 2018 - 2022



Financial Statements

Income Statement

for the year ending 31 Dec 2022

Friends-International Laos (Vientiane & Luang Prabang)

INCOME	2022 (US\$)	2021 (US\$)	2022 (KIP)	2021 (KIP)
Training Income	25,587	6,450	365,892,050	65,794,100
Donor Funding	601,378	407,335	8,599,701,828	4,154,812,335
Private Donations	141,823	109,748	2,028,066,700	1,119,432,412
Consultancy	159	461	2,279,550	4,702,500
Other Income	62,672	31,677	896,206,021	323,102,421
TOTAL INCOME	831,619	555,671	11,892,146,149	5,667,843,768
EXPENSES	2022 (US\$)	2021 (US\$)	2022 (KIP)	2021 (KIP)
PERSONNEL				
National Staff	190,548	218,570	2,724,842,177	2,229,417,751
Health & Pensions	8,382	9,972	119,856,724	101,713,000
Staff COVID Testing	42	121	605,000	1,230,000
Miscellaneous	2,269	2,436	32,444,173	24,850,503
	201,241	231,099	2,877,748,074	2,357,211,254
DIRECT COSTS				
Hygiene costs	7,955	9,363	113,750,000	95,501,000
Medical costs	8,388	4,997	119,954,000	50,964,500
IEC Material	190	0	2,713,000	0
Clothing for Beneficiaries	605	1,070	8,656,000	10,909,000
Non-Formal Education materials	443	1,247	6,330,500	12,716,500
Food/Drink for Beneficiaries	21,993	29,238	314,497,500	298,232,173
Family/Support	30,251	32,407	432,592,000	330,548,500
Centre Supplies	3,548	4,462	50,738,500	45,510,000
Other Activity Costs	62	13	886,000	135,000
Case Manager Travel	3,207	2,634	45,858,000	26,867,000
Recreational Activity Support	843	1,338	12,061,500	13,652,000
Outreach Materials	129	433	1,841,000	4,416,000
School Reintegration Support	15,372	11,187	219,815,000	114,110,000
Vocational Training Materials/ Referrals	8,181	2,496	116,987,500	25,457,000
Job Placement Support	3,999	4,895	57,186,500	49,929,500
ChildSafe Materials / Activities	413	1,141	5,899,000	11,636,000
Foster Care Families	1,871	1,779	26,754,000	18,148,000
Staff Uniforms	0	343	0	3,500,000
Self-Employment Support	4,127	5,106	59,019,000	52,078,000
Independent Living	4,634	4,208	66,270,000	42,925,000
Beneficiary Transport	2,470	1,644	35,319,000	16,765,000

Beneficiary Trainings / Meetings	991	235	14,171,000	2,393,000
Community Event Costs	463	511	6,620,500	5,215,500
Beneficiary COVID Testing	895	53	12,805,000	540,000
	121,030	120,799	1,730,724,500	1,232,148,673
EQUIPMENT/ASSETS				
IT/Computers	4,954	4,527	70,849,000	46,172,000
Vehicles	9,570	10,554	136,851,460	107,648,474
Furniture/Fittings	587	569	8,400,000	5,800,500
Vocational Training Equipment	5,267	529	75,324,997	5,400,000
Miscellaneous	0	826		8,421,920
	20,379	17,004	291,425,457	173,442,894
INDIRECT COSTS				
Communications	3,292	3,550	47,076,955	36,206,225
Transport/Gasoline/Maintenance	10,925	7,250	156,225,000	73,949,000
Maintenance/Renovations	3,183	19,062	45,513,500	194,431,100
Office Supplies	2,348	2,377	33,570,880	24,245,500
Rent & Utilities	28,654	24,988	409,751,882	254,877,743
External Audits	4,635	4,542	66,281,489	46,330,003
Vehicle / Building Insurance	1,703	2,519	24,358,538	25,694,142
Miscellaneous	12,146	1,928	173,684,829	19,661,890
	66,886	66,215	956,463,073	675,395,602
TRAVEL & TRAINING				
Travel Costs	1,189	1,402	17,009,500	14,301,000
Staff Training	503	775	7,193,000	7,900,000
Workshops/ Research/ Assessments	13,732	9,655	196,368,000	98,482,327
	15,425	11,832	220,570,500	120,683,327
OTHER INCOME GENERATION COSTS				
Cost of Income Generation	16,528	8,593	236,350,000	87,648,023
Outlet Supplies	5,187	3,131	74,171,000	31,937,500
Staff Food costs	6,723	3,789	96,143,000	38,651,500
Training Uniforms	2,071	1,500	29,616,000	15,305,000
Bad Debts	552	0	7,892,576	0
	31,061	17,014	444,172,576	173,542,023
PROGRAM SUPPORT				
Headquarter Support Costs	63,804	60,239	912,399,799	614,436,173
	63,804	60,239	912,399,799	614,436,173
TOTAL EXPENSES	519,825	524,202	7,433,503,979	5,346,859,946
NET INCOME	311,793	31,469	4,458,642,170	320,983,822
Retained funds b/f	274,862	273,566	2,803,595,762	2,482,611,940
Restated (exchange rate differences)	196,056	243,393		
EQUITY	507,849	274,862	7,262,237,932	2,803,595,762

Statement of Financial Position

as at 31 Dec 2022

Friends-International Laos (Vientiane & Luang Prabang)

CURRENT ASSETS		2022 (US\$)	2021 (US\$)	2022 (KIP)	2021 (KIP)
Current Assets					
	Cash & Bank	493,527	271,455	7,057,430,178	2,768,840,894
	Prepayments	12,586	0	179,979,068	
Accounts Receivable					
	Accounts Receivables	2,480	4,067	35,471,000	41,483,180
	Miscellaneous	0	0	0	
TOTAL ASSETS		508,593	275,522	7,272,880,246	2,810,324,075
LIABILITIES					
Current Liabilities					
	Income Tax Payable	737	660	10,542,314	6,728,313
	Miscellaneous	7	0	100,000	
TOTAL LIABILITIES		744	660	10,642,314	6,728,313
EQUITY		507,849	274,862	7,262,237,932	2,803,595,762

Statement of Changes in Equity

as at 31 Dec 2022

Friends-International Laos (Vientiane & Luang Prabang)

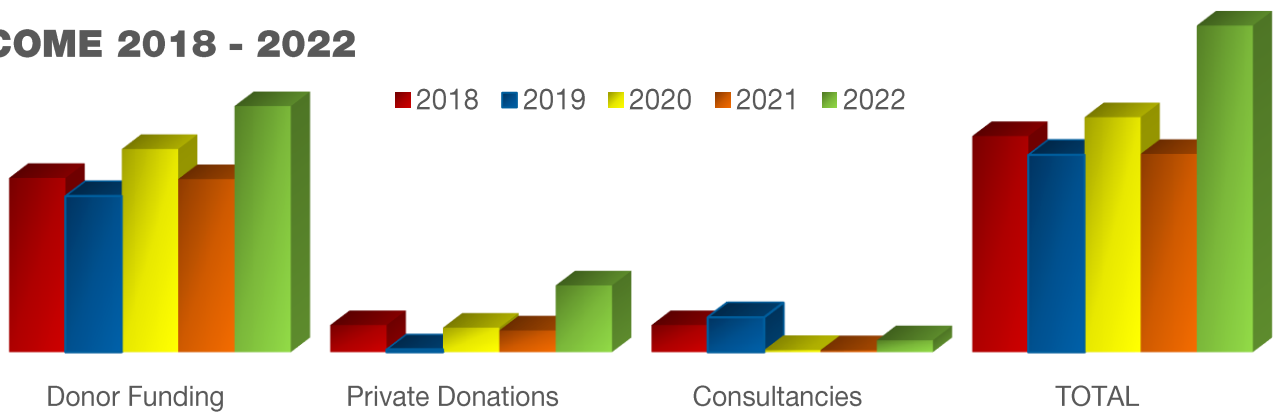
#	FUND ACCOUNT (KIP)	TYPE	OPENING K	INCOME K	EXPENSES K	CLOSING K
1	Anonymous (FLCF)	<i>Donor Funding</i>	14,220,000	244,861,259	259,081,259	0
2	Anonymous (OFF)	<i>Donor Funding</i>	137,359,059	735,890,000	363,168,547	510,080,512
3	Credit Suisse APAC Foundation Limited	<i>Donor Funding</i>	158,818,597	410,810,414	392,735,785	176,893,226
4	Fondation Next	<i>Donor Funding</i>	500,032,650	0	500,032,650	0
5	Fondation Pro Victimis	<i>Donor Funding</i>	111,204,711	815,260,005	409,694,986	516,769,730
6	Gisela Stichting	<i>Donor Funding</i>	108,054,246	262,042,000	370,096,246	0
7	SeCoDév	<i>Donor Funding</i>	0	1,341,100,000	1,341,100,000	0
8	Sir Horace Kadoorie International Foundation	<i>Donor Funding</i>	0	1,170,157,882	890,154,609	280,003,273
9	Spellbrook Foundation	<i>Donor Funding</i>	204,351,427	435,995,755	204,351,427	435,995,755
10	The Cold Mountain Fund of RSF Social Finance	<i>Donor Funding</i>	0	1,295,250,000	179,622,779	1,115,627,221
11	The Regent Capital Trust Corporation Ltd as Trustee of the Kwok Foundation	<i>Donor Funding</i>	0	431,750,000	103,711,953	328,038,047
12	UNICEF Laos	<i>Donor Funding</i>	0	1,310,804,746	1,310,804,746	0
13	UNODC	<i>Donor Funding</i>	12,061,505	0	12,061,505	0
14	Anonymous (HLMF)	<i>Private Donation</i>	285,975,283	978,410,000	444,129,451	820,255,833
15	Anonymous (TO)	<i>Private Donation</i>	195,605,029	1,035,865,000	383,660,628	847,809,401
16	Fondation Junclair	<i>Private Donation</i>	22,206,195	0	22,206,195	0
17	Partners for Equity / Anonymous (DF)	<i>Private Donation</i>	104,888,997	145,779,767	250,668,764	0
18	Peuan Mit Reserves	<i>Reserves</i>	563,666,812	912,277,271	77,324,530	1,398,619,554
19	Vocational Trainings	<i>Reserves</i>	385,151,249	365,892,050	-81,102,081	832,145,379
	TOTAL		2,803,595,762	11,892,146,149	7,433,503,979	7,262,237,932

#	FUND ACCOUNT (US\$)	TYPE	OPENING \$	INCOME \$	EXPENSES \$	CLOSING \$
1	Anonymous (FLCF)	<i>Donor Funding</i>	994	17,123	18,118	0
2	Anonymous (OFF)	<i>Donor Funding</i>	9,606	51,461	25,396	35,670
3	Credit Suisse APAC Foundation Limited	<i>Donor Funding</i>	11,106	28,728	27,464	12,370
4	Fondation Next	<i>Donor Funding</i>	34,967	0	34,967	0
5	Fondation Pro Victimis	<i>Donor Funding</i>	7,777	57,011	28,650	36,138
6	Gisela Stichting	<i>Donor Funding</i>	7,556	18,325	25,881	0
7	SeCoDév	<i>Donor Funding</i>	0	93,783	93,783	0
8	Sir Horace Kadoorie International Foundation	<i>Donor Funding</i>	0	81,829	62,249	19,581
9	Spellbrook Foundation	<i>Donor Funding</i>	14,290	30,489	14,290	30,489
10	The Cold Mountain Fund of RSF Social Finance	<i>Donor Funding</i>	0	90,577	12,561	78,016
11	The Regent Capital Trust Corporation Ltd as Trustee of the Kwok Foundation	<i>Donor Funding</i>	0	30,192	7,253	22,940
12	UNICEF Laos	<i>Donor Funding</i>	0	91,665	91,665	0
13	UNODC	<i>Donor Funding</i>	843	0	843	0
14	Anonymous (HLMF)	<i>Private Donation</i>	19,998	68,420	31,058	57,361
15	Anonymous (TO)	<i>Private Donation</i>	13,679	72,438	26,829	59,287
16	Fondation Juniclair	<i>Private Donation</i>	1,553	0	1,553	0
17	Partners for Equity / Anonymous (DF)	<i>Private Donation</i>	7,335	10,194	17,529	0
18	Peuan Mit Reserves	<i>Reserves</i>	39,417	63,796	5,407	97,806
19	Vocational Trainings	<i>Reserves</i>	26,934	25,587	-5,671	58,192
	TOTAL		196,056	831,619	519,825	507,849

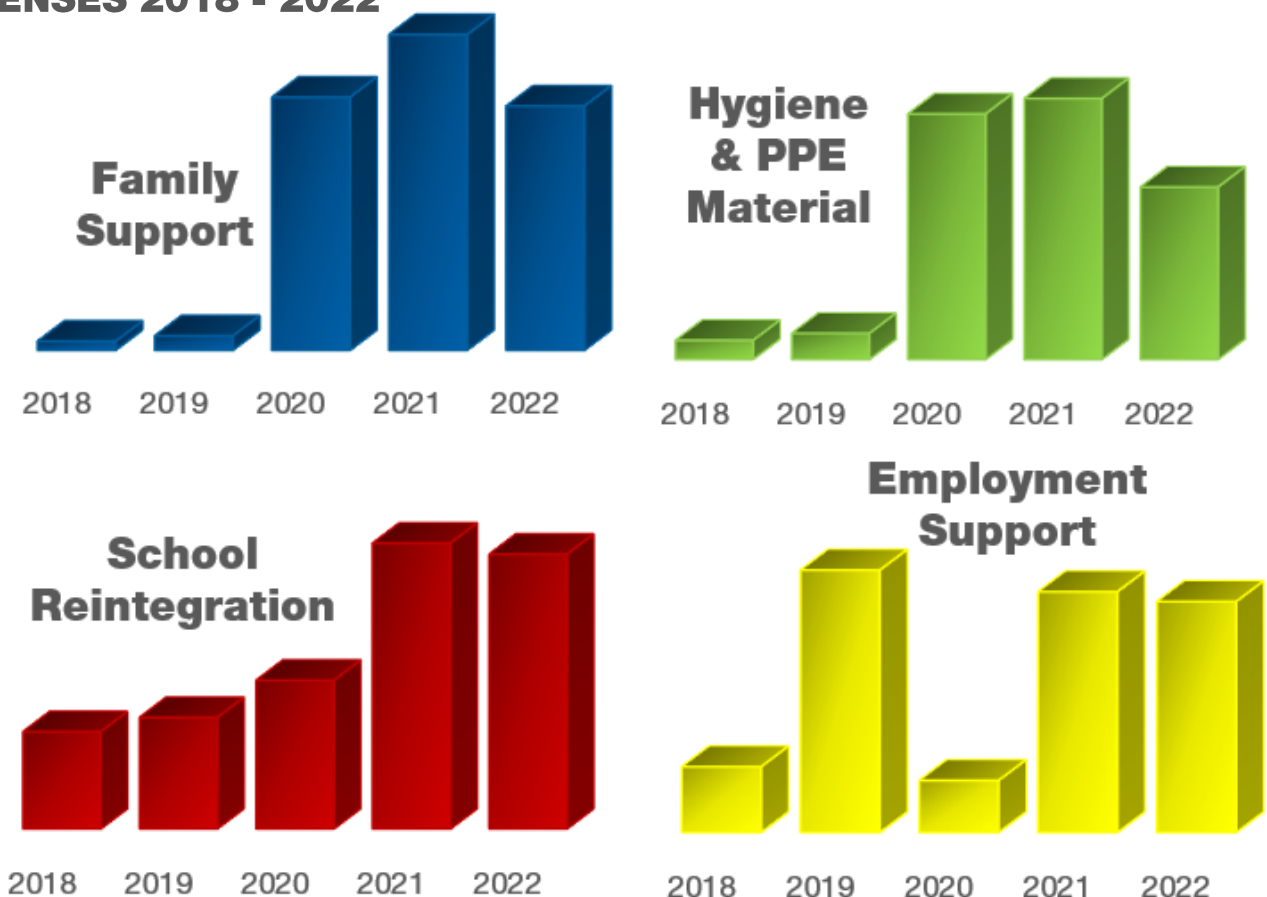
Friends-International Thailand

	2022	2021
Number of Staff (31 Dec)	21	13
Total Income (US\$)	630,763	419,794
Total Expenses (US\$)	413,103	417,875
Administrative Costs	6%	5%

INCOME 2018 - 2022



EXPENSES 2018 - 2022



Financial Statements

Income Statement for the year ending 31 Dec 2022 Friends-International Thailand (Bangkok, Aranyaprathet/Poipet, Chonburi)

INCOME	2022 (US\$)	2021 (US\$)	2022 (TH฿)	2021 (TH฿)
Donor Funding	475,149	366,402	16,155,062	11,358,463
Private Donations	128,819	46,057	4,379,846	1,427,779
Consultancy	22,902	4,008	778,665	124,257
Other Income	3,893	3,327	132,372	103,125
TOTAL INCOME	630,763	419,794	21,445,945	13,013,625
EXPENSES	2022 (US\$)	2021 (US\$)	2022 (TH฿)	2021 (TH฿)
PERSONNEL				
International Staff	13,491	22,046	458,710	683,422
National Staff	168,022	143,695	5,712,756	4,454,542
Health & Pensions	3,557	2,682	120,935	83,153
Stipends	0	9,168	0	284,205
Severance / Indemnities	1,614	0	54,859	0
Staff COVID Testing	435	245	14,781	7,589
Miscellaneous	1,190	2,517	40,457	78,037
	188,309	180,353	6,402,499	5,590,948
DIRECT COSTS				
Hygiene costs	6,991	11,610	237,684	359,920
Medical costs	7,701	6,246	261,829	193,619
IEC Material	1,312	11,146	44,600	345,533
Clothing for Beneficiaries	0	82	0	2,550
Non-Formal Education materials	6	112	198	3,461
Food/Drink for Beneficiaries	1,290	5,771	43,874	178,901
Family Support	26,945	38,206	916,130	1,184,379
Harm Reduction Materials	321	496	10,907	15,363
Centre Supplies	190	0	6,471	0
Other Activity Costs	64	0	2,160	0
Case Manager Travel	1,420	148	48,279	4,600
Recreational Activity Support	830	626	28,220	19,415
Outreach Materials	502	998	17,077	30,935
School Reintegration Support	13,766	15,708	468,056	486,956
Vocational Training Materials/ Referrals	0	2,304	0	71,411
Job Placement Support	19,597	20,546	666,314	636,933
ChildSafe Materials / Activities	7,872	6,677	267,653	206,984
Foster Care Families	30	0	1,031	0

EXPENSES continued...	2022 (US\$)	2021 (US\$)	2022 (TH฿)	2021 (TH฿)
Staff Uniforms	1,126	273	38,295	8,465
Self-Employment Support	6,322	9,090	214,943	281,798
Independent Living	0	610	0	18,904
Beneficiary Transport	153	404	5,193	12,523
Beneficiary Trainings / Meetings	423	4,388	14,384	136,024
Community Event Costs	292	0	9,932	0
Beneficiary COVID Testing	189	190	6,425	5,900
	97,343	135,631	3,309,655	4,204,574
EQUIPMENT/ASSETS				
IT/Computers	6,698	2,817	227,715	87,324
Vehicles	103	0	3,500	0
Furniture/Fittings	920	106	31,290	3,300
Miscellaneous	409	578	13,891	17,920
	8,129	3,501	276,396	108,544
INDIRECT COSTS				
Communications	2,821	2,769	95,917	85,843
Transport/Gasoline/Maintenance	13,732	10,853	466,904	336,448
Maintenance/Renovations	1,662	35	56,509	1,100
Office Supplies	6,416	1,967	218,149	60,965
Rent & Utilities	18,746	14,006	637,380	434,174
External Audits	2,353	3,226	80,000	100,000
Postage and Shipping	589	3,099	20,033	96,078
Miscellaneous	3,622	6,076	123,147	188,342
	49,942	42,031	1,698,040	1,302,949
TRAVEL & TRAINING				
Travel Costs	15,801	6,470	537,231	200,579
Staff Training	73	0	2,497	0
Workshops/ Research/ Assessments	12	1,774	414	54,986
Exchanges & Exposure Trips	257	0	8,739	0
	16,144	8,244	548,882	255,565
PROGRAM SUPPORT				
Headquarter Support Costs	53,236	32,324	1,810,038	1,002,049
	53,236	32,324	1,810,038	1,002,049
CHILDSAFE ALLIANCE - SUB-GRANTS				
Bahay Tuluyan (Philippines)	0	15,790	0	489,483
	0	15,790	0	489,483
TOTAL EXPENSES	413,103	417,875	14,045,511	12,954,112
NET INCOME	217,660	1,920	7,400,434	59,513
Retained funds b/f	255,894	262,440	7,932,711	7,873,198
Restated (exchange rate differences)	233,315	253,974		
EQUITY	450,975	255,894	15,333,146	7,932,711

Statement of Financial Position

as at 31 Dec 2022

Friends-International Thailand
(Bangkok, Aranyaprathet/Poipet, Chonburi)

CURRENT ASSETS		2022 (US\$)	2021 (US\$)	2022 (TH฿)	2021 (TH฿)
Current Assets					
Cash & Bank		452,922	266,705	15,399,342	8,267,867
Prepayments		0	306	0	9,500
Project Advances		294	0	10,000	0
Accounts Receivable					
Funding Receivables		1,417	290	48,177	8,997
Guarantee Deposits		3,065	2,548	104,194	79,000
Miscellaneous		235	0	8,000	0
TOTAL ASSETS		457,933	269,850	15,569,713	8,365,364

LIABILITIES					
Current Liabilities					
Funding Payables		5,245	12,265	178,327	380,215
Income Tax Payable		603	1,039	20,487	32,217
Miscellaneous		505	55	17,161	1,712
Withholding Tax		161	92	5,467	2,858
Social Security Payable		445	505	15,126	15,650
TOTAL LIABILITIES		6,958	13,957	236,567	432,652

EQUITY	450,975	255,894	15,333,146	7,932,711
---------------	----------------	----------------	-------------------	------------------

Statement of Changes in Equity

as at 31 Dec 22

Friends-International Thailand (Bangkok, Aranyaprathet/Poipet, Chonburi)

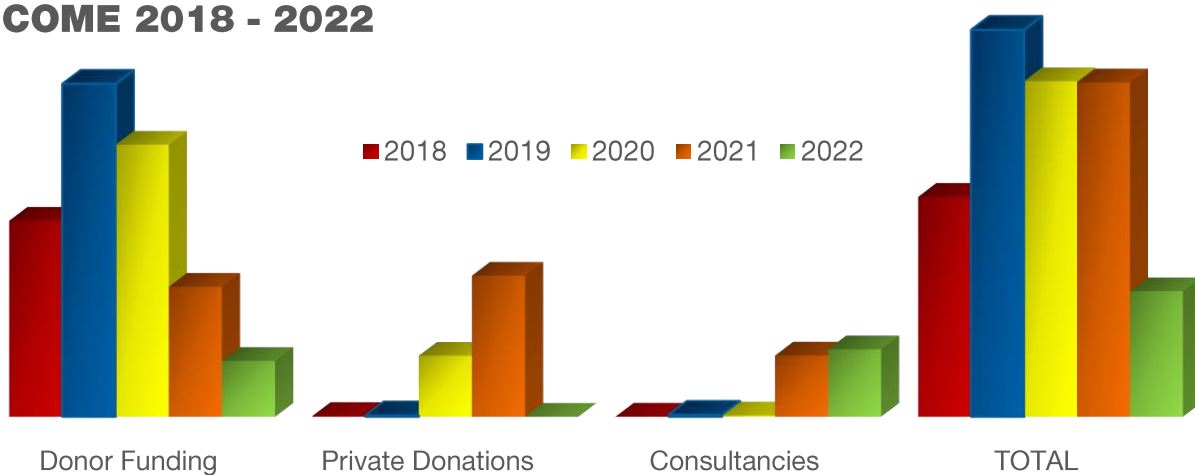
#	FUND ACCOUNT	TYPE	OPENING (฿)	INCOME (฿)	EXPENSE (฿)	CLOSING (฿)
1	Anonymous (OFF)	<i>Donor Funding</i>	239,171	664,200	340,844	562,527
2	Albrecht Kiesow Foundation	<i>Donor Funding</i>	666,084	3,333,000	3,198,699	800,385
3	Avery Denisson Foundation	<i>Donor Funding</i>	381,615	0	381,615	0
4	Credit Suisse APAC Foundation Limited	<i>Donor Funding</i>	2,000,957	2,233,687	2,627,485	1,607,159
5	Gisela Foundation	<i>Donor Funding</i>	263,844	337,100	571,356	29,587
6	MS/ Asian Development Bank	<i>Donor Funding</i>	-1,193	1,314,686	2,230,619	-917,125
7	Regent Capital Trust Corporation Limited as Trustee of the Kwok Foundation	<i>Donor Funding</i>	0	943,500	123,065	820,435
8	Skoll Foundation	<i>Donor Funding</i>	0	269,750	145,250	124,500
9	The Cold Mountain Fund of RCF Social Finance	<i>Donor Funding</i>	372,170	4,446,200	966,967	3,851,403
10	The Intrepid Foundation	<i>Donor Funding</i>	0	81,072	10,575	70,497
11	UNICEF Thailand	<i>Donor Funding</i>	-54,124	87,742	33,619	0
3	World Childhood Foundation	<i>Donor Funding</i>	0	2,444,125	2,444,125	0
13	Anonymous (HLMF)	<i>Private Donation</i>	0	751,026	97,960	653,066
14	Anonymous (TO)	<i>Private Donation</i>	700,148	3,291,720	525,080	3,466,789
15	Anonymous (via Dragonfly APAC Limited)	<i>Private Donation</i>	66,875	332,100	95,834	303,141
16	Wat Khmer Kampuchea Krom	<i>Private Donation</i>	241,760	0	110,494	131,267
17	FI Thailand Reserves	<i>Reserves</i>	3,055,403	916,037	141,925	3,829,515
	FUND BALANCE		7,932,711	21,445,945	14,045,511	15,333,146

#	FUND ACCOUNT	TYPE	OPENING (\$)	INCOME (\$)	EXPENSE (\$)	CLOSING (\$)
1	Anonymous (OFF)	<i>Donor Funding</i>	7,034	19,535	10,025	16,545
2	Albrecht Kiesow Foundation	<i>Donor Funding</i>	19,591	98,029	94,079	23,541
3	Avery Denisson Foundation	<i>Donor Funding</i>	11,224	0	11,224	0
4	Credit Suisse APAC Foundation Limited	<i>Donor Funding</i>	58,852	65,697	77,279	47,269
5	Gisela Foundation	<i>Donor Funding</i>	7,760	9,915	16,805	870
6	MS/ Asian Development Bank	<i>Donor Funding</i>	-35	38,667	65,606	-26,974
7	Regent Capital Trust Corporation Limited as Trustee of the Kwok Foundation	<i>Donor Funding</i>	0	27,750	3,620	24,130
8	Skoll Foundation	<i>Donor Funding</i>	0	7,934	4,272	3,662
9	The Cold Mountain Fund of RCF Social Finance	<i>Donor Funding</i>	10,946	130,771	28,440	113,277
10	The Intrepid Foundation	<i>Donor Funding</i>	0	2,384	311	2,073
11	UNICEF Thailand	<i>Donor Funding</i>	-1,592	2,581	989	0
12	World Childhood Foundation	<i>Donor Funding</i>	0	71,886	71,886	0
13	Anonymous (HLMF)	<i>Private Donation</i>	0	22,089	2,881	19,208
14	Anonymous (TO)	<i>Private Donation</i>	20,593	96,815	15,444	101,964
15	Anonymous (via Dragonfly APAC Limited)	<i>Private Donation</i>	1,967	9,768	2,819	8,916
16	Wat Khmer Kampuchea Krom	<i>Private Donation</i>	7,111	0	3,250	3,861
17	FI Thailand Reserves	<i>Reserves</i>	89,865	26,942	4,174	112,633
	FUND BALANCE		233,315	630,763	413,103	450,975

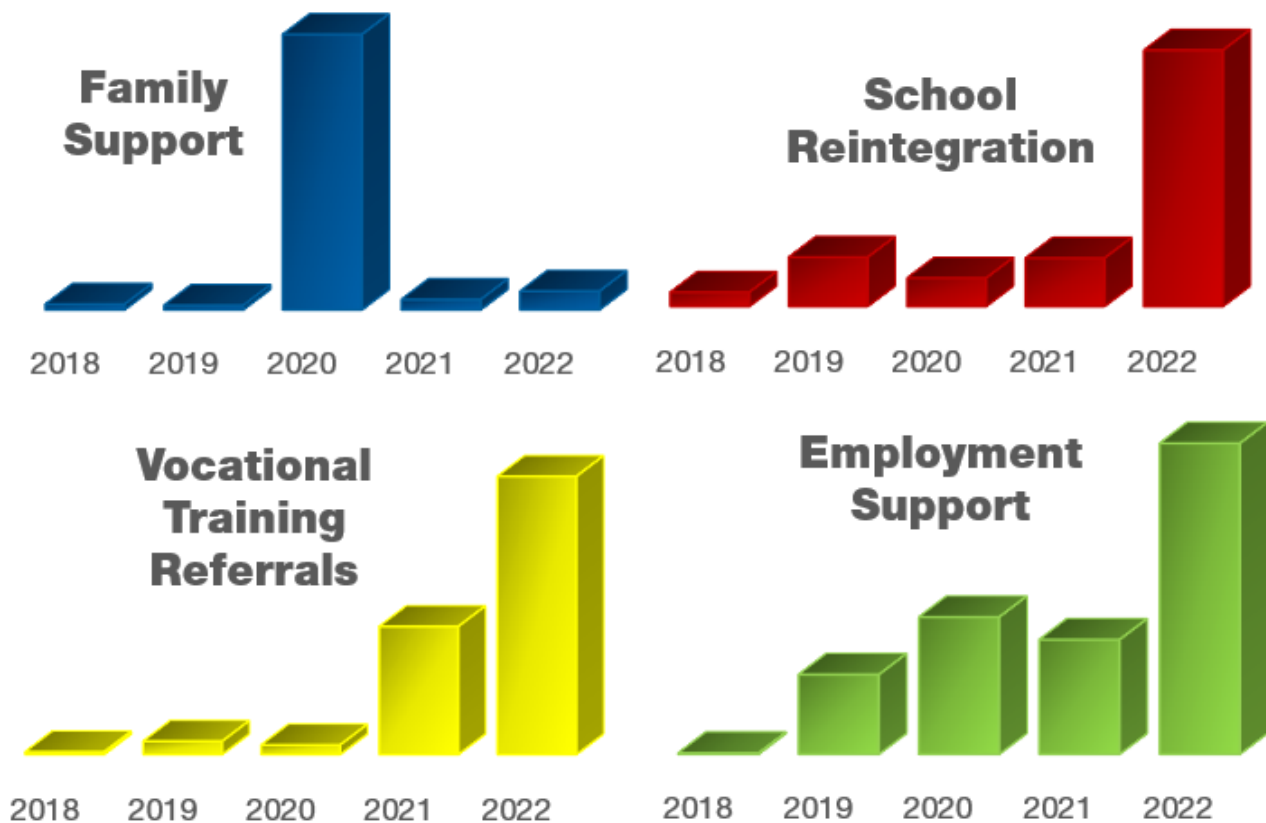
Yayasan Teman Baik (Indonesia)

	2022	2021
Number of Staff (31 Dec)	15	11
Total Income (US\$)	62,942	179,660
Total Expenses (US\$)	196,166	128,101
Administrative Costs	6%	21%

INCOME 2018 - 2022



EXPENSES 2018 - 2022



Financial Statements

Income Statement for the year ending 31 Dec 2022 Yayasan Teman Baik (Jakarta, Indonesia)

INCOME	2022 (US\$)	2021 (US\$)	2022 (IDR)	2021 (IDR)
Donor Funding	27,997	69,875	419,957,677	978,245,752
Private Donations	0	75,803	0	1,061,239,627
Consultancy	33,833	32,885	507,501,636	460,390,485
Other Income	1,112	1,097	16,673,515	15,358,410
TOTAL INCOME	62,942	179,660	944,132,828	2,515,234,274
EXPENSES	2022 (US\$)	2021 (US\$)	2022 (IDR)	2021 (IDR)
PERSONNEL				
National Staff Salaries	72,591	62,747	1,088,868,821	878,461,763
Health & Pensions	7,196	5,620	107,943,189	78,682,384
Consultancies / Professional Fees	598	4,338	8,975,000	60,725,000
Staff COVID Testing	43	25	645,000	353,000
Miscellaneous	150	0	2,250,000	0
	80,579	72,730	1,208,682,010	1,018,222,147
DIRECT COSTS				
Hygiene costs	125	70	1,880,800	982,600
Medical costs	575	110	8,632,400	1,539,300
IEC Material	176	0	2,633,000	0
Non-Formal Education materials	242	134	3,632,900	1,879,900
Food/Drink for Beneficiaries	625	653	9,376,000	9,147,000
Family Support	764	453	11,466,500	6,335,900
Other Activity Costs	321	350	4,808,520	4,893,900
Case Manager Travel	32	103	480,000	1,440,000
Recreational Activity Support	36	0	537,500	0
Outreach Materials	140	76	2,106,600	1,069,000
School Reintegration Support	4,628	935	69,414,400	13,089,000
Vocational Training Materials/ Referrals	14,719	7,260	220,788,000	101,641,950
Job Placement Support	4,051	664	60,761,000	9,300,000
ChildSafe Materials / Activities	1,685	618	25,270,600	8,650,300
Staff Uniforms	291	0	4,360,000	0
Self-Employment Support	5,033	2,921	75,500,300	40,900,980
Beneficiary Transport	3,618	1,283	54,263,500	17,968,000
Beneficiary Trainings / Meetings	117	0	1,756,500	0
Community Event Costs	1,360	0	20,394,200	0
Beneficiary COVID Testing	85	0	1,268,700	0
	38,622	15,631	579,331,420	218,837,830

EXPENSES continued...	2022 (US\$)	2021 (US\$)	2022 (IDR)	2021 (IDR)
EQUIPMENT/ASSETS				
IT/Computers	1,279	0	19,190,700	0
Furniture/Fittings	106	0	1,583,900	0
	1,385	0	20,774,600	0
INDIRECT COSTS				
Communications	2,654	2,197	39,806,000	30,752,669
Transport/Gasoline/Maintenance	5,310	2,890	79,652,100	40,453,300
Maintenance/Renovations	159	253	2,389,000	3,544,000
Office Supplies	1,723	859	25,845,500	12,024,283
Rent & Utilities	9,463	9,211	141,950,500	128,959,697
External Audits	4,200	0	63,000,000	0
Miscellaneous	995	13,797	14,930,194	193,154,780
	24,505	29,206	367,573,294	408,888,729
TRAVEL & TRAINING				
Travel Costs	1,519	0	22,781,600	0
Workshops & Assessments	12,345	79	185,176,300	1,107,400
Staff Training	5	0	69,700	0
	13,869	79	208,027,600	1,107,400
PROGRAM SUPPORT				
Headquarter Support Costs	37,207	10,455	558,103,464	146,363,646
	37,207	10,455	558,103,464	146,363,646
TOTAL EXPENSES	196,166	128,101	2,942,492,387	1,793,419,752
NET INCOME	-133,224	51,558	-	721,814,521
Retained funds b/f	121,900	70,342	1,706,604,650	984,790,129
Restated (exchange rate differences)	113,774			
EQUITY	-19,450	121,900	-291,754,909	1,706,604,650

Statement of Financial Position

as at 31 Dec 2022

Yayasan Teman Baik (Jakarta, Indonesia)

CURRENT ASSETS		2022 (US\$)	2021 (US\$)	2022 (IDR)	2021 (IDR)
Current Assets					
Cash & Bank		7,342	117,302	110,128,454	1,642,234,949
Project Advances		1,012	981	15,180,000	13,735,000
Prepayments		2,300	2,464	34,500,000	34,500,000
Accounts Receivable					
Accounts Receivables		4,986	964	74,789,363	13,500,000
Guarantee Deposits		667	714	10,000,000	10,000,000
TOTAL ASSETS		16,307	122,426	244,597,817	1,713,969,949

LIABILITIES					
Current Liabilities					
Funding Payables		10,574	0	158,613,511	0
Tax Payable		132	94	1,977,387	1,310,077
Deferred Income		24,458	0	366,875,000	0
Social Security Payable		592	433	8,886,828	6,055,222
TOTAL LIABILITIES		35,757	526	536,352,726	7,365,299

EQUITY		-19,450	121,900	-291,754,909	1,706,604,650
---------------	--	----------------	----------------	---------------------	----------------------

Statement of Changes in Equity

as at 31 Dec 2022

Yayasan Teman Baik (Jakarta, Indonesia)

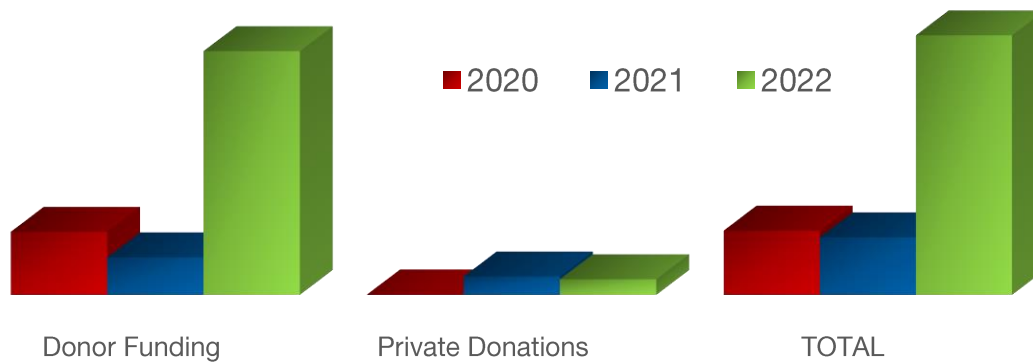
#	FUND ACCOUNT	TYPE	OPENING (IDR)	INCOME (IDR)	EXPENSES (IDR)	CLOSING (IDR)
1	International Social Services Hong Kong	<i>Consultancy</i>	-177,630	5,415,599	5,237,969	0
2	International Social Services New Zealand	<i>Consultancy</i>	3,577,539	2,049,153	5,626,692	0
3	UNICEF Indonesia	<i>Consultancy</i>	-1,848,745	500,036,884	1,443,766,641	-945,578,503
4	Boeing	<i>Donor Funding</i>	466,216,672	0	415,450,012	50,766,660
5	Credit Suisse APAC Foundation Limited	<i>Donor Funding</i>	157,038,377	419,957,677	422,054,952	154,941,101
6	Anonymous Donor (NB)	<i>Private Donation</i>	71,342,000	0	71,342,000	0
7	Anonymous Donor (TO)	<i>Private Donation</i>	697,897,627	0	646,988,406	50,909,221
8	PT Gunung Sewu Management	<i>Private Donation</i>	174,791,860	0	5,086,000	169,705,860
9	Sovia Wirjoprawiro	<i>Private Donation</i>	18,000,684	0	18,000,684	0
10	Teman Baik Reserves	<i>Reserves</i>	119,766,266	16,673,515	-91,060,971	227,500,752
	TOTAL		1,706,604,650	944,132,828	2,942,492,387	-291,754,909

#	FUND ACCOUNT	TYPE	OPENING (US\$)	INCOME (US\$)	EXPENSES (US\$)	CLOSING (US\$)
1	International Social Services Hong Kong	<i>Consultancy</i>	-12	361	349	0
2	International Social Services New Zealand	<i>Consultancy</i>	239	137	375	0
3	UNICEF Indonesia	<i>Consultancy</i>	-123	33,336	96,251	-63,039
4	Boeing	<i>Donor Funding</i>	31,081	0	27,697	3,384
5	Credit Suisse APAC Foundation Limited	<i>Donor Funding</i>	10,469	27,997	28,137	10,329
6	Anonymous Donor (NB)	<i>Private Donation</i>	4,756	0	4,756	0
7	Anonymous Donor (TO)	<i>Private Donation</i>	46,527	0	43,133	3,394
8	PT Gunung Sewu Management	<i>Private Donation</i>	11,653	0	339	11,314
9	Sovia Wirjoprawiro	<i>Private Donation</i>	1,200	0	1,200	0
10	Teman Baik Reserves	<i>Reserves</i>	7,984	1,112	-6,071	15,167
	TOTAL		113,774	62,942	196,166	-19,450

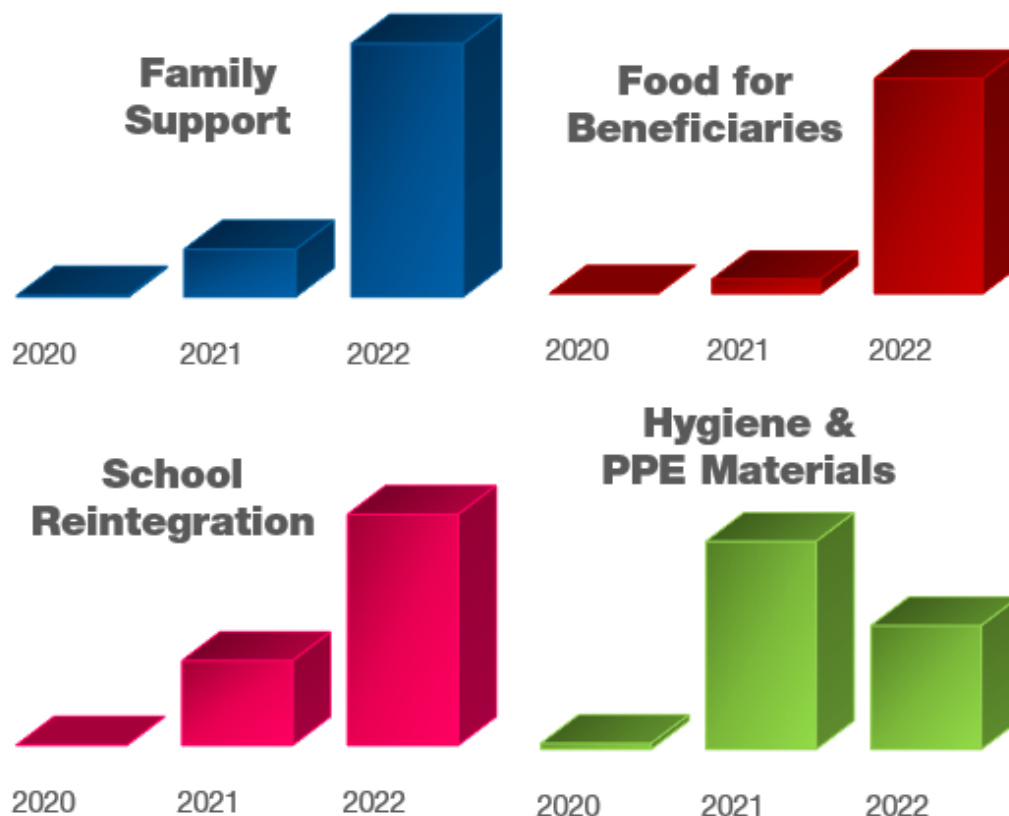
Tha Ngae Chin Myar (Myanmar)

	2022	2021
Number of Staff (31 Dec)	7	4
Total Income (US\$)	93,958	27,794
Total Expenses (US\$)	79,720	37,327
Administrative Costs	8%	11%

INCOME 2020 - 2022



EXPENSES 2020 - 2022



Financial Statements

Income Statement

for the year ending 31 Dec 2022

Tha Ngae Chin Myar (Yangon, Myanmar)

INCOME	2022 (US\$)	2021 (US\$)	2022 (MMK)	2021 (MMK)
Donor Funding	88,220	18,107	176,439,192	27,159,860
Private Donations	5,659	8,860	11,317,629	13,289,370
Other Income	79	828	158,608	1,241,785
TOTAL INCOME	93,958	27,794	187,915,429	41,691,015
EXPENSES	2022 (US\$)	2021 (US\$)	2022 (MMK)	2021 (MMK)
PERSONNEL				
Staff Salaries	26,639	16,138	53,278,573	24,206,767
Health Insurance	2,113	320	4,226,000	480,000
Miscellaneous	379	0	758,000	0
	29,131	16,458	58,262,573	24,686,767
DIRECT COSTS				
Hygiene costs	198	444	396,091	666,000
Medical costs	759	303	1,517,300	454,300
Clothing for Beneficiaries	240	26	479,300	38,300
Non-Formal Education materials	86	85	171,300	128,150
Food/Drink for Beneficiaries	11,333	999	22,665,050	1,498,784
Family Support	18,214	4,544	36,427,940	6,815,650
Centre Supplies	684	129	1,368,955	193,050
Other Activity Costs	10	0	20,000	0
Case Manager Travel	35	0	69,900	0
Outreach Materials	8	0	16,900	0
School Reintegration Support	1,367	667	2,734,050	1,000,350
Vocational Training Materials/ Referrals	684	1,362	1,367,982	2,043,013
Job Placement Support	41	0	81,700	0
Staff Uniforms	163	57	326,700	86,000
Self-Employment Support	65	0	129,600	0
Independent Living	0	602	0	903,000
Beneficiary Transport	688	133	1,376,700	199,400
	34,575	9,351	69,149,468	14,025,997
EQUIPMENT/ASSETS				
IT/Computers	1,795	160	3,589,000	239,800
Furniture/Fittings	418	0	836,000	0
Miscellaneous	62	0	123,000	0
	2,274	160	4,548,000	239,800
INDIRECT COSTS				
Communications	736	375	1,471,525	561,800

EXPENSES	2022 (US\$)	2021 (US\$)	2022 (MMK)	2021 (MMK)
Transport/Gasoline/Maintenance	196	140	392,400	210,100
Maintenance/Renovations	387	67	773,300	101,000
Office Supplies	752	182	1,503,860	273,335
Rent & Utilities	7,272	7,409	14,544,671	11,113,925
External Audits	1,565	0	3,130,425	0
Miscellaneous	1,534	818	3,067,575	1,226,636
	12,442	8,991	24,883,756	13,486,796
TRAVEL & TRAINING				
Workshops & Assessments	14	0	27,000	0
Staff Training	51	0	101,000	0
	64	0	128,000	0
PROGRAM SUPPORT				
Headquarter Support Costs	1,234	2,368	2,468,127	3,551,655
	1,234	2,368	2,468,127	3,551,655
TOTAL EXPENSES	79,720	37,327	159,439,925	55,991,015
NET INCOME	14,238	-9,533	28,475,504	-14,300,000
Retained funds b/f	10,370	21,325	15,555,199	29,855,198
Restated (exchange rate differences)	7,778	19,903	0	0
EQUITY	22,015	10,370	44,030,702	15,555,199

Statement of Financial Position

as at 31 Dec 2022

Tha Ngae Chin Myar (Yangon, Myanmar)

CURRENT ASSETS	2022 (US\$)	2021 (US\$)	2022 (MMK)	2021 (MMK)
Current Assets				
Cash & Bank	9,902	10,446	19,804,701	15,669,305
Prepayments	1,155	137	2,310,000	205,000
Accounts Receivable				
Funding Receivables	13,411	0	26,822,754	
Guarantee Deposits	65	0	130,000	
Miscellaneous	250	0	500,000	
TOTAL ASSETS	24,784	10,583	49,567,455	15,874,305
LIABILITIES				
Current Liabilities				
Funding Payables	2,138	0	4,276,068	
Income Tax Payable	630	213	1,260,684	319,106
TOTAL LIABILITIES	2,768	213	5,536,753	319,106
EQUITY	22,015	10,370	44,030,702	15,555,199

Statement of Changes in Equity

as at 31 Dec 2022

Tha Ngae Chin Myar (Yangon, Myanmar)

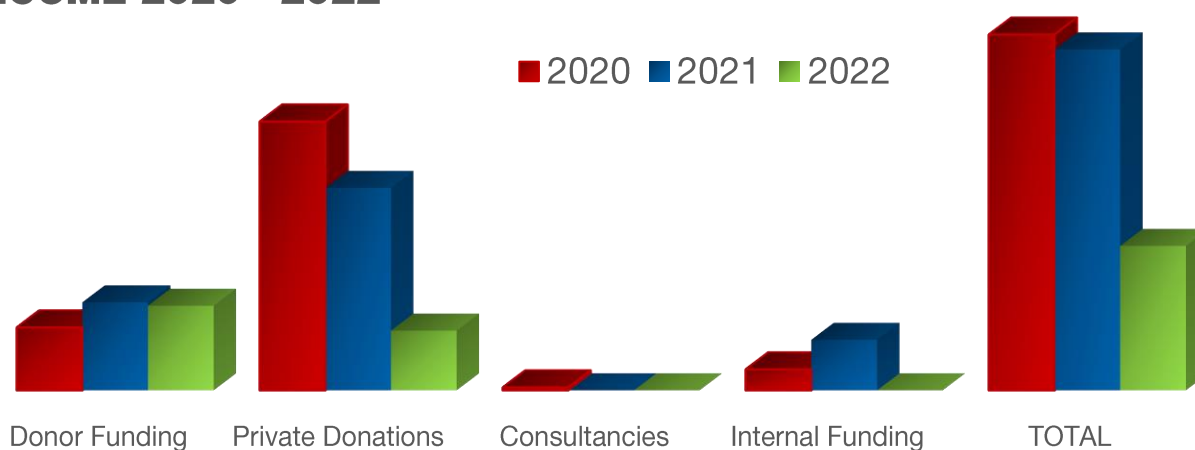
#	FUND ACCOUNT	TYPE	OPENING (MMK)	INCOME (MMK)	EXPENSES (MMK)	CLOSING (MMK)
1	Anonymous (OFF)	<i>Donor Funding</i>	0	15,833,828	0	15,833,828
2	Credit Suisse Asia Pacific Foundation	<i>Donor Funding</i>	-4,190,563	63,639,811	41,031,974	18,417,274
3	CW Asia Fund Charitable Foundation	<i>Donor Funding</i>	0	36,665,127	36,665,127	0
4	Foundation Next	<i>Donor Funding</i>	-1,134,000	15,688,420	14,554,420	0
5	Give2Asia	<i>Donor Funding</i>	6,136,627	5,936,158	12,072,785	0
6	Intrepid Foundation	<i>Donor Funding</i>	0	32,337,282	28,213,218	4,124,064
7	Skoll Foundation	<i>Donor Funding</i>	364,830	0	364,830	0
8	The Cold Mountain Fund of RSF Social Finance	<i>Donor Funding</i>	0	0	20,010,722	-20,010,722
9	Tourism Cares	<i>Donor Funding</i>	0	6,338,565	6,338,565	0
10	Angela Baker	<i>Private donation</i>	118,676	0	0	118,676
11	Paul Newfield	<i>Private donation</i>	0	0	116,300	-116,300
12	Friends Myanmar Reserve	<i>Reserves</i>	14,259,629	11,476,237	71,984	25,663,882
	TOTAL		15,555,199	187,915,429	159,439,925	44,030,702

#	FUND ACCOUNT	TYPE	OPENING (US\$)	INCOME (US\$)	EXPENSES (US\$)	CLOSING (US\$)
1	Anonymous (OFF)	<i>Donor Funding</i>	0	7,917	0	7,917
2	Credit Suisse Asia Pacific Foundation	<i>Donor Funding</i>	-2,095	31,820	20,516	9,209
3	CW Asia Fund Charitable Foundation	<i>Donor Funding</i>	0	18,333	18,333	0
4	Foundation Next	<i>Donor Funding</i>	-567	7,844	7,277	0
5	Give2Asia	<i>Donor Funding</i>	3,068	2,968	6,036	0
6	Intrepid Foundation	<i>Donor Funding</i>	0	16,169	14,107	2,062
7	Skoll Foundation	<i>Donor Funding</i>	182	0	182	0
8	The Cold Mountain Fund of RSF Social Finance	<i>Donor Funding</i>	0	0	10,005	-10,005
9	Tourism Cares	<i>Donor Funding</i>	0	3,169	3,169	0
10	Angela Baker	<i>Private donation</i>	59	0	0	59
11	Paul Newfield	<i>Private donation</i>	0	0	58	-58
12	Friends Myanmar Reserve	<i>Reserves</i>	7,130	5,738	36	12,832
	TOTAL		7,778	93,958	79,720	22,015

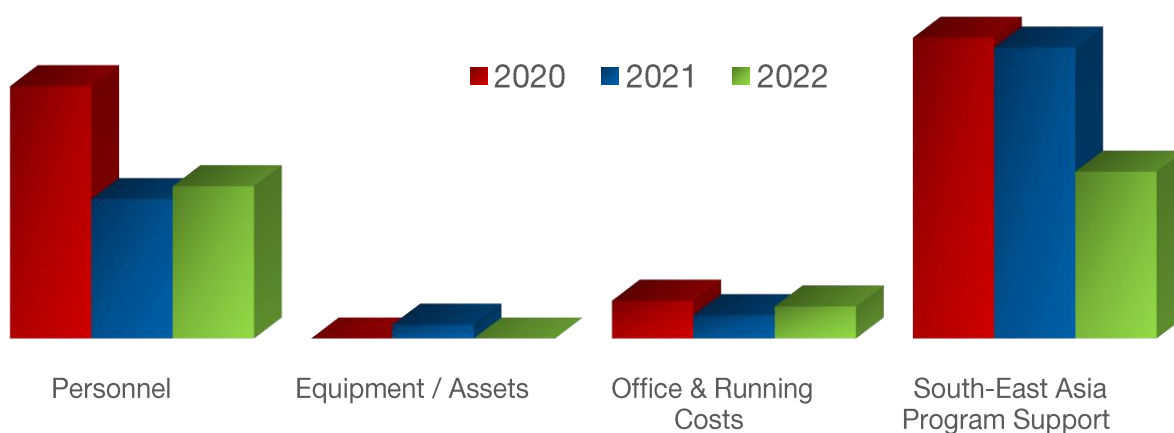
Friends-International Suisse

	2022	2021
Number of Staff (31 Dec)	1	1
Total Income (US\$)	56,660	136,777
Total Expenses (US\$)	81,067	108,804
Administrative Costs	0%	0%

INCOME 2020 - 2022



EXPENSES 2020 - 2022



Financial Statements

Income Statement for the year ending 31 Dec 2022 Friends-International Suisse (Genève)

INCOME	2022 (US\$)	2021 (US\$)	2022 (CHF)	2021 (CHF)
Donor Funding	33,217	35,310	30,559	31,779
Private Donations	23,444	81,190	21,568	73,071
Internal Funding	0	20,278	0	18,250
TOTAL INCOME	56,660	136,777	52,128	123,100
EXPENSES	2022 (US\$)	2021 (US\$)	2022 (CHF)	2021 (CHF)
PERSONNEL				
Staff Salaries	29,348	25,724	27,000	23,152
Health Insurance	4,842	6,551	4,454	5,896
Miscellaneous	500	167	460	150
	34,689	32,442	31,914	29,198
EQUIPMENT/ASSETS				
IT/Computers	0	3,220	0	2,898
	0	3,220	0	2,898
INDIRECT COSTS				
Communications	1,889	1,191	1,738	1,072
Transport/Gasoline	533	114	490	103
Office Supplies	60	33	55	30
Rent & Utilities	458	0	422	0
External Audits	2,341	2,393	2,154	2,154
Miscellaneous	2,010	1,707	1,849	1,536
	7,291	5,440	6,708	4,896
TRAVEL & TRAINING				
Travel Costs	1,082	0	995	0
Workshops & Assessments	15	0	14	0
	1,097	0	1,009	0
PROGRAM SUPPORT				
Kaliyan Mith (Siem Reap)	18,913	19,333	17,400	17,400
Headquarter Support Costs	19,077	48,369	17,551	43,532
	37,990	67,702	34,951	60,932
TOTAL EXPENSES	81,067	108,804	74,582	97,924
NET INCOME	-24,407	27,973	-22,454	25,176
Retained funds b/f	37,450	9,476	33,705	8,529
Restated (exchange rate differences)	36,636	9,476		
EQUITY	12,229	37,450	11,250	33,705

Statement of Financial Position

as at 31 Dec 2022

Friends-International Suisse (Genève)

CURRENT ASSETS	2022 (US\$)	2021 (US\$)	2022 (CHF)	2021 (CHF)
Current Assets				
Cash & Bank	12,690	40,278	11,675	36,250
Prepayments	2,751	1,496	2,531	1,346
TOTAL ASSETS	15,442	41,774	14,206	37,597

LIABILITIES				
Current Liabilities				
Social Security Payables	690	0	635	
Miscellaneous	2,523	2,513	2,321	2,262
Deferred Income	0	1,811		1,630
TOTAL LIABILITIES	3,213	4,324	2,956	3,892

EQUITY	12,229	37,450	11,250	33,705
---------------	---------------	---------------	---------------	---------------

Statement of Changes in Equity

as at 31 Dec 2022

Friends-International Suisse (Genève)

#	FUND ACCOUNT	TYPE	OPENING (CHF)	INCOME (CHF)	EXPENSES (CHF)	CLOSING (CHF)
1	FI Suisse Reserves	<i>Reserves</i>	29,389	21,568	39,707	11,250
2	Arab Gulf Programme for Development	<i>Donor Funding</i>	0	10,959	10,959	0
3	Ville De Geneve	<i>Donor Funding</i>	0	19,600	19,600	0
4	Skoll Foundation	<i>Donor Funding</i>	4,315	0	4,315	0
	TOTAL		33,705	52,128	74,582	11,250

#	FUND ACCOUNT	TYPE	OPENING (US\$)	INCOME (US\$)	EXPENSES (US\$)	CLOSING (US\$)
1	FI Suisse Reserves	<i>Reserves</i>	31,945	23,444	43,160	12,229
2	AGFUND	<i>Donor Funding</i>	0	11,912	11,912	0
3	Ville De Geneve	<i>Donor Funding</i>	0	21,304	21,304	0
4	Skoll Foundation	<i>Donor Funding</i>	4,691	0	4,691	0
	TOTAL		36,636	56,660	81,067	12,229

Annual Budget 2023

PROJECT	Friends Phnom Penh	Mith Samlanh	Friends Siem Reap	Friends Thailand	Friends Laos	Friends Indonesia	Friends Myanmar	GRAND TOTAL US\$
Saving Lives Core	\$174,907	\$0	\$0	\$0	\$0	\$0	\$0	\$174,907
Outreach & Drop-in Centres	\$0	\$801,987	\$146,442	\$317,351	\$92,330	\$49,947	\$48,735	\$1,456,792
ChildSafe Communities	\$0	\$86,851	\$21,908	\$135,168	\$9,683	\$1,920	\$0	\$255,530
Building Futures Core	\$248,621	\$0	\$0	\$0	\$0	\$0	\$0	\$248,621
Residential Services & Family Reintegration	\$0	\$191,636	\$92,641	\$0	\$141,293	\$0	\$4,593	\$430,163
Education & School Reintegration	\$0	\$311,823	\$140,974	\$33,540	\$24,607	\$10,560	\$8,946	\$530,451
Vocational Training & Employment	\$0	\$678,319	\$390,462	\$131,911	\$181,142	\$53,011	\$58,119	\$1,492,964
Friends Futures Factory	\$149,043	\$0	\$0	\$0	\$0	\$0	\$0	\$149,043
ChildSafe Alliance & Sub-grants	\$731,482	\$0	\$0	\$0	\$0	\$22,137	\$0	\$753,620
ChildSafe Movement	\$177,028	\$0	\$0	\$0	\$0	\$0	\$0	\$177,028
Program Essentials	\$242,173	\$113,464	\$83,544	\$97,206	\$72,710	\$34,136	\$22,120	\$665,352
Monitoring, Evaluation & Learning	\$15,827	\$29,640	\$21,290	\$10,132	\$0	\$0	\$0	\$76,889
Communications & Design	\$100,250	\$0	\$0	\$0	\$0	\$0	\$0	\$100,250
Grants & Fundraising	\$153,587	\$0	\$0	\$0	\$0	\$0	\$0	\$153,587
Administration	\$320,590	\$68,020	\$45,635	\$28,802	\$25,509	\$22,801	\$9,948	\$521,305
GRAND TOTAL	\$2,313,508	\$2,281,740	\$942,896	\$754,111	\$547,274	\$194,513	\$152,460	\$7,186,501

N.B Our annual budgets are live documents, and subject to change to adapt and respond to new circumstances, e.g., rising inflation, surveys, and mapping results etc.